

VALVULAS FEVISA, S.A.U.

*Calle de La Siderurgia, Parcela 4 -1, Apartado 29
Ciudad Industrial "Valnalon".*


33930 - La Felguera - (Asturias) - SPAIN

Teléfono: +34 985 690 579 - Fax: +34 985 698 504

www.valvulasfevisa.com


LARGEST VALVE STOCKIST IN THE MIDDLE EAST

ARE PLEASED TO PROVIDE YOU WITH OUR LATEST VALVE STOCK LIST



VALVULAS FEVISA S.A.U.

*ALL VALVES ARE FULLY CERTIFIED TO EN 10204 3.1 AND
CONFIRM TO NACE MR-01-75*



VALVULAS FEVISA, S.A.U.

Calle de La Siderurgia, Parcela 4 -1, Apartado 29
Ciudad Industrial "Valnalón".


33930 - La Felguera - (Asturias) - SPAIN

Teléfono: +34 985 690 579 - Fax: +34 985 698 504

www.valvulasfevisa.com

INDEX

1	TRUNNION BALL VALVE - FLANGED	
2	FLOATING BALL VALVES - CARBON STEEL VALVES - FLANGED	
3	150# FLOATING BALL VALVES - LCB BODY / SS316 TRIM - FLANGED RF	
4	FLOATING BALL VALVES -STAINLESS VALVES -FLANGED RF END CONNECTION	
5	TRUNNION BALL VALVES -STAINLESS VALVES -FLANGED RF END CONNECTION	
6	CARBON STEEL GATE VALVES - FLANGED END CONNECTION	
7	STAINLESS STEEL GATE VALVES - FLANGED END CONNECTION	
8	CARBON STEEL GLOBE VALVES - FLANGED END CONNECTION	
9	STAINLESS STEEL GLOBE VALVES - FLANGED END CONNECTION	
10	CARBON STEEL CHECK VALVE - FLANGED END CONNECTION	
11	STAINLESS STEEL CHECK VALVES - FLANGED END CONNECTION	
12	CARBON STEEL DUAL PLATE CHECK VALVE, WAFER RF	
13	PLUG VALVE WCB Body / SS316 Trim LUBRICATED TYPE	
14	CARBON STEEL BUTTERFLY VALVES - WAFER AND FLANGED END CONNECTION	
15	CARBON STEEL Y STRAINER - FLANGED END CONNECTION	
16	FORGED TRUNNION BALL VALVE - FLANGED-	
17	FORGED FLOATING BALL VALVE - FLANGED-	
18	FORGED FLOATING BALL VALVES CS- FNPT AND SW END CONNECTION	
19	FORGED FLOATING BALL VALVES SS - FNPT AND SW END CONNECTION	
20	FORGED STEEL CS GATE VALVES - FNPT AND SW END CONNECTION	
21	FORGED STEEL GATE VALVES SS- FNPT AND SW END CONNECTION	
22	FORGED STEEL GLOBE VALVES CS - FNPT AND SW END CONNECTION	
23	FORGED STEEL GLOBE VALVES SS - FNPT AND SW END CONNECTION	
24	FORGED STEEL CHECK VALVES CS - FNPT AND SW END CONNECTION	
25	FORGED STEEL CHECK VALVES SS - FNPT AND SW END CONNECTION	
26	FORGED GATE VALVES CS- FLANGED END CONNECTION	
27	FORGED GATE VALVES SS- FLANGED END CONNECTION	
28	FORGED GLOBE VALVES CS - FLANGED END CONNECTION	
29	FORGED GLOBE VALVES SS - FLANGED END CONNECTION	
30	FORGED CHECK VALVES CS- FLANGED END CONNECTION	
31	FORGED CHECK VALVES SS- FLANGED END CONNECTION	
32	FORGED STEEL Y STRAINER- FNPT END CONNECTION	
33	NEEDLE VALVES - F316/F316 - FNPT ENDS	



VALVULAS FEVISA, S.A.U.


Calle de La Siderurgia, Parcela 4 -1, Apartado 29
Ciudad Industrial "Valnalón".

33930 - La Felguera - (Asturias) - SPAIN

Teléfono: +34 985 690 579 - Fax: +34 985 698 504

www.valvulasfevisa.com

FEVISA STOCKLIST AS ON -27TH AUGUST 2020				
S.NO	SIZE	CLASS	ITEM DESCRIPTION	STOCK QUANTITY
1	TRUNNION BALL VALVE - FLANGED			
1.1	2"	1500#	TRUNNION BALL VALVE, A216 WCB BODY, TRIM F316, SEAT NYLON, LEVER OPERATED FULL BORE, FLANGED RTJ END, DESIGN TO API6D	5
	4"	1500#	TRUNNION BALL VALVE, A216 WCB BODY, TRIM F316, SEAT DEVLON, GEAR OPERATED FULL BORE, FLANGED RTJ END, DESIGN TO API6D	10
1.2	3"	900#	TRUNNION BALL VALVE, A216 WCB BODY, TRIM A105+ENP, SEAT NYLON, LEVER OPERATED FULL BORE, 2-PC DESIGN, FLANGED RTJ END, DESIGN TO API6D	44
	3"	900#	TRUNNION BALL VALVE, A216 WCB BODY, TRIM A105+ENP, SEAT NYLON, GEAR OPERATED FULL BORE, FLANGED RF END, DESIGN TO API6D	25
	4"	900#	TRUNNION BALL VALVE, A216 WCB BODY, TRIM A105+ENP, SEAT NYLON, GEAR OPERATED FULL BORE, FLANGED RF END, DESIGN TO API6D	0
	8"	900#	TRUNNION BALL VALVE, A216 WCB BODY, TRIM A105+ENP, SEAT NYLON, GEAR OPERATED FULL BORE, FLANGED RTJ END, DESIGN TO API6D	11
1.3	8"	900#	TRUNNION BALL VALVE, A216 WCB BODY, TRIM A105+ENP, SEAT NYLON, GEAR OPERATED REDUCE BORE, FLANGED RTJ END, DESIGN TO API6D	18
1.4	2"	900#	TRUNNION BALL VALVE, A216 WCB BODY, TRIM F316, SEAT NYLON, LEVER OPERATED FULL BORE, FLANGED RTJ END, DESIGN TO API6D	30
	3"	900#	TRUNNION BALL VALVE, A216 BODY, TRIM F316, SEAT NYLON, LEVER OPERATED FULL BORE, FLANGED RTJ END, DESIGN TO API6D	15
	4"	900#	TRUNNION BALL VALVE, A216 WCB BODY, TRIM F316, SEAT NYLON, GEAR OPERATED FULL BORE, FLANGED RTJ END, DESIGN TO API6D	0
	6"	900#	TRUNNION BALL VALVE, A216 BODY, TRIM F316, SEAT NYLON, GEAR OPERATED FULL BORE, FLANGED RTJ END, DESIGN TO API6D	1
	8"	900#	TRUNNION BALL VALVE, A216 WCB BODY, TRIM F316, SEAT NYLON, GEAR OPERATED FULL BORE, FLANGED RTJ END, DESIGN TO API6D	9
	10"	900#	TRUNNION BALL VALVE, A216 BODY, TRIM F316, SEAT NYLON, GEAR OPERATED FULL BORE, FLANGED RTJ END, DESIGN TO API6D	3
	12"	900#	TRUNNION BALL VALVE, A216 WCB BODY, TRIM F316, SEAT NYLON, GEAR OPERATED FULL BORE, FLANGED RTJ END, DESIGN TO API6D	2
	14"	900#	TRUNNION BALL VALVE, A216 WCB BODY, TRIM F316, SEAT NYLON, GEAR OPERATED FULL BORE, FLANGED RTJ END, DESIGN TO API6D	3
1.5	2"	600#	TRUNNION BALL VALVE, A216 WCB BODY, TRIM F316, SEAT NYLON, LEVER OPERATED FULL BOR, FLANGED RF END, DESIGN TO API6D	551
	3"	600#	TRUNNION BALL VALVE, A216 WCB BODY, TRIM F316, SEAT NYLON, LEVER OPERATED FULL BOR, FLANGED RF END, DESIGN TO API6D	95
	4"	600#	TRUNNION BALL VALVE, A216 WCB BODY, TRIM F316, SEAT NYLON, GEAR OPERATED FULL BOR, FLANGED RF END, DESIGN TO API6D	185
	6"	600#	TRUNNION BALL VALVE, A216 WCB BODY, TRIM F316, SEAT NYLON, GEAR OPERATED FULL BORE, FLANGED RF END, DESIGN TO API6D	0
	8"	600#	TRUNNION BALL VALVE, A216 WCB BODY, TRIM F316, SEAT NYLON, GEAR OPERATED FULL BORE, FLANGED RF END, DESIGN TO API6D	82



VALVULAS FEVISA, S.A.U.


Calle de La Siderurgia, Parcela 4 -1, Apartado 29
Ciudad Industrial "Valnalón".

33930 - La Felguera - (Asturias) - SPAIN

Teléfono: +34 985 690 579 - Fax: +34 985 698 504

www.valvulasfevisa.com

	10"	600#	TRUNNION BALL VALVE, A216 WCB BODY, TRIM F316, SEAT NYLON, GEAR OPERATED REDUCE BORE, FLANGED RF END, DESIGN TO API6D	1
	10"	600#	TRUNNION BALL VALVE, A216 WCB BODY, TRIM F316, SEAT NYLON, GEAR OPERATED FULL BORE, FLANGED RF END, DESIGN TO API6D	49
	12"	600#	TRUNNION BALL VALVE, A216 WCB BODY, TRIM F316, SEAT NYLON, GEAR OPERATED FULL BORE, FLANGED RF END, DESIGN TO API6D	24
	14"	600#	TRUNNION BALL VALVE, A216 WCB BODY, TRIM F316, SEAT NYLON, GEAR OPERATED FULL BORE, FLANGED RF END, DESIGN TO API6D	25
	16"	600#	TRUNNION BALL VALVE, A216 WCB BODY, TRIM F316, SEAT NYLON, GEAR OPERATED FULL BORE, FLANGED RF END, DESIGN TO API6D	5
	18"	600#	TRUNNION BALL VALVE, A216 WCB BODY, TRIM F316, SEAT NYLON, GEAR OPERATED FULL BORE, FLANGED RF END, DESIGN TO API6D	3
	20"	600#	TRUNNION BALL VALVE, A216 WCB BODY, TRIM F316, SEAT NYLON, GEAR OPERATED FULL BORE, FLANGED RF END, DESIGN TO API6D	4
	24"	600#	TRUNNION BALL VALVE, A216 WCB BODY, TRIM F316, SEAT NYLON, GEAR OPERATED FULL BORE, FLANGED RF END, DESIGN TO API6D	3
1.6	2"	600#	TRUNNION BALL VALVE, ASTM A352 LCB BODY, TRIM SS316, SEAT DEVLON, FULL PORT, LEVER OPERATED, FLANGED RF	12
	3"	600#	TRUNNION BALL VALVE, ASTM A352 LCB BODY, TRIM SS316, SEAT DEVLON, FULL PORT, LEVER OPERATED, FLANGED RF	15
	4"	600#	TRUNNION BALL VALVE, ASTM A352 LCB BODY, TRIM SS316, SEAT DEVLON, FULL PORT, LEVER OPERATED, FLANGED RF	15
1.7	8"	600#	TRUNNION BALL VALVE, A216 WCB BODY, TRIM A105+ENP, SEAT NYLON, GEAR OPERATED FULL BORE, FLANGED RF END, DESIGN TO API6D	6
	10"	600#	TRUNNION BALL VALVE, A216 WCB BODY, TRIM A105+ENP, SEAT NYLON, GEAR OPERATED FULL BORE, FLANGED RF END, DESIGN TO API6D	5
	16"	600#	TRUNNION BALL VALVE, A216 WCB BODY, TRIM A105+ENP, SEAT NYLON, GEAR OPERATED REDUCE BORE, FLANGED RF END, DESIGN TO API6D	1
	18"	600#	TRUNNION BALL VALVE, A216 WCB BODY, TRIM A105+ENP, SEAT NYLON, GEAR OPERATED FULL BORE, FLANGED RF END, DESIGN TO API6D	3
1.8	2"	300#	TRUNNION BALL VALVE, A216 WCB BODY, TRIM F316, SEAT PTFE, LEVER OPERATED FULL BORE, FLANGED RF END, DESIGN TO API6D	0
	3"	300#	TRUNNION BALL VALVE, A216 WCB BODY, TRIM F316, SEAT PTFE, LEVER OPERATED FULL BORE, FLANGED RF END, DESIGN TO API6D	0
	4"	300#	TRUNNION BALL VALVE, A216 WCB BODY, TRIM F316, SEAT PTFE, LEVER OPERATED FULL BORE, FLANGED RF END, DESIGN TO API6D	8
	4"	300#	TRUNNION BALL VALVE, A216 WCB BODY, TRIM F316, SEAT PTFE, GEAR OPERATED FULL BORE, FLANGED RF END, DESIGN TO API6D	20
	6"	300#	TRUNNION BALL VALVE, A216 WCB BODY, TRIM F316, SEAT PTFE, GEAR OPERATED FULL BORE, FLANGED RF END, DESIGN TO API6D	38
	8"	300#	TRUNNION BALL VALVE, A216 WCB BODY, TRIM F316, SEAT PTFE, GEAR OPERATED FULL BORE, FLANGED RF END, DESIGN TO API6D	0
	10"	300#	TRUNNION BALL VALVE, A216 WCB BODY, TRIM F316, SEAT PTFE, GEAR OPERATED FULL BORE, FLANGED RF END, DESIGN TO API6D	41



VALVULAS FEVISA, S.A.U.


Calle de La Siderurgia, Parcela 4 -1, Apartado 29
Ciudad Industrial "Valnalon".

33930 - La Felguera - (Asturias) - SPAIN

Teléfono: +34 985 690 579 - Fax: +34 985 698 504

www.valvulasfevisa.com

	12"	300#	TRUNNION BALL VALVE, A216 WCB BODY, TRIM F316, SEAT PTFE, GEAR OPERATED FULL BORE, FLANGED RF END, DESIGN TO API6D	0
	14"	300#	TRUNNION BALL VALVE, A216 WCB BODY, TRIM F316, SEAT PTFE, GEAR OPERATED FULL BORE, FLANGED RF END, DESIGN TO API6D	12
	16"	300#	TRUNNION BALL VALVE, A216 WCB BODY, TRIM F316, SEAT PTFE, GEAR OPERATED FULL BORE, FLANGED RF END, DESIGN TO API6D	4
	18"	300#	TRUNNION BALL VALVE, A216 WCB BODY, TRIM F316, SEAT PTFE, GEAR OPERATED FULL BORE, FLANGED RF END, DESIGN TO API6D	3
	20"	300#	TRUNNION BALL VALVE, A216 WCB BODY, TRIM F316, SEAT PTFE, GEAR OPERATED FULL BORE, FLANGED RF END, DESIGN TO API6D	5
	24"	300#	TRUNNION BALL VALVE, A216 WCB BODY, TRIM F316, SEAT PTFE, GEAR OPERATED FULL BORE, FLANGED RF END, DESIGN TO API6D	6
	28"	300#	TRUNNION BALL VALVE, A216 WCB BODY, TRIM F316, SEAT PTFE, GEAR OPERATED FULL BORE, FLANGED RF END, DESIGN TO API6D	2
1.9	24"	300#	TRUNNION BALL VALVE, A216 WCB BODY, TRIM F316, SEAT PTFE, GEAR OPERATED REDUCED BORE, FLANGED RF END, DESIGN TO API6D	2
	2"	150#	TRUNNION BALL VALVE, A216 WCB BODY, TRIM F316, SEAT PTFE, LEVER OPERATED FULL BOR, FLANGED RF END, DESIGN TO API6D	0
	3"	150#	TRUNNION BALL VALVE, A216 WCB BODY, TRIM F316, SEAT PTFE, LEVER OPERATED FULL BOR, FLANGED RF END, DESIGN TO API6D	0
	4"	150#	TRUNNION BALL VALVE, A216 WCB BODY, TRIM F316, SEAT PTFE, LEVER OPERATED FULL BOR, FLANGED RF END, DESIGN TO API6D	0
	4"	150#	TRUNNION BALL VALVE, A216 WCB BODY, TRIM F316, SEAT PEEK, LEVER OPERATED FULL BOR, FLANGED RF END, DESIGN TO API6D	0
	6"	150#	TRUNNION BALL VALVE, A216 WCB BODY, TRIM F316, SEAT PTFE, GEAR OPERATED FULL BORE, FLANGED RF END, DESIGN TO API6D	41
	8"	150#	TRUNNION BALL VALVE, A216 WCB BODY, TRIM F316, SEAT PTFE, GEAR OPERATED FULL BORE, FLANGED RF END, DESIGN TO API6D	3
1.10	10"	150#	TRUNNION BALL VALVE, A216 WCB BODY, TRIM F316, SEAT PTFE, GEAR OPERATED FULL BORE, FLANGED RF END, DESIGN TO API6D	24
	12"	150#	TRUNNION BALL VALVE, A216 WCB BODY, TRIM F316, SEAT PTFE, GEAR OPERATED FULL BORE, FLANGED RF END, DESIGN TO API6D	29
	14"	150#	TRUNNION BALL VALVE, A216 WCB BODY, TRIM F316, SEAT PTFE, GEAR OPERATED FULL BORE, FLANGED RF END, DESIGN TO API6D	3
	16"	150#	TRUNNION BALL VALVE, A216 WCB BODY, TRIM F316, SEAT PTFE, GEAR OPERATED FULL BORE, FLANGED RF END, DESIGN TO API6D	10
	18"	150#	TRUNNION BALL VALVE, A216 WCB BODY, TRIM F316, SEAT PTFE, GEAR OPERATED FULL BORE, FLANGED RF END, DESIGN TO API6D	24
	20"	150#	TRUNNION BALL VALVE, A216 WCB BODY, TRIM F316, SEAT PTFE, GEAR OPERATED FULL BORE, FLANGED RF END, DESIGN TO API6D	4
	24"	150#	TRUNNION BALL VALVE, A216 WCB BODY, TRIM F316, SEAT PTFE, GEAR OPERATED FULL BORE, FLANGED RF END, DESIGN TO API6D	5
1.11	18"	150#	TRUNNION BALL VALVE, A216 WCB BODY, TRIM A105+ENP, SEAT PTFE, GEAR OPERATED FULL BORE, FLANGED RF END, DESIGN TO API6D	9



VALVULAS FEVISA, S.A.U.


Calle de La Siderurgia, Parcela 4 -1, Apartado 29
Ciudad Industrial "Valnalón".

33930 - La Felguera - (Asturias) - SPAIN

Teléfono: +34 985 690 579 - Fax: +34 985 698 504

www.valvulasfevisa.com

	24"	150#	TRUNNION BALL VALVE, A216 WCB BODY, TRIM A105+ENP, SEAT PTFE, GEAR OPERATED FULL BORE, FLANGED RF END, DESIGN TO API6D	5
2	FLOATING BALL VALVES - CARBON STEEL VALVES - FLANGED RF END CONNECTION			
2.1	1/2"	600#	FLOATING BALL VALVE, A216 WCB BODY, TRIM F316, SEAT PTFE, LEVER OPERATED FULL BORE, 2-PC DESIGN, FLANGED RF END, DESIGN TO API 6D	260
	3/4"	600#	FLOATING BALL VALVE, A216 WCB BODY, TRIM F316, SEAT PTFE, LEVER OPERATED FULL BORE, 2-PC DESIGN, FLANGED RF END, DESIGN TO API 6D	378
	1"	600#	FLOATING BALL VALVE, A216 WCB BODY, TRIM F316, SEAT PTFE, LEVER OPERATED FULL BORE, 2-PC DESIGN, FLANGED RF END, DESIGN TO API 6D	2
	1 1/4"	600#	FLOATING BALL VALVE, A216 WCB BODY, TRIM F316, SEAT PTFE, LEVER OPERATED FULL BORE, 2-PC DESIGN, FLANGED RF END, DESIGN TO API 6D	20
	1 1/2"	600#	FLOATING BALL VALVE, A216 WCB BODY, TRIM F316, SEAT PTFE, LEVER OPERATED FULL BORE, 2-PC DESIGN, FLANGED RF END, DESIGN TO API 6D	133
	2"	600#	FLOATING BALL VALVE, A216 WCB BODY, TRIM F316, SEAT PTFE, LEVER OPERATED FULL BORE, 2-PC DESIGN, FLANGED RF END, DESIGN TO API 6D	1985
	3"	600#	FLOATING BALL VALVE, A216 WCB BODY, TRIM F316, SEAT RPTFE, LEVER OPERATED FULL BORE, 2-PC DESIGN, FLANGED RF END, DESIGN TO API 6D	515
	4"	600#	FLOATING BALL VALVE, A216 WCB BODY, TRIM F316, SEAT RPTFE, LEVER OPERATED FULL BORE, 2-PC DESIGN, FLANGED RF END, DESIGN TO API 6D	717
2.2	1/2"	300#	FLOATING BALL VALVE, A216 WCB BODY, TRIM F316, SEAT PTFE, LEVER OPERATED FULL BORE, 2-PC DESIGN, FLANGED RF END, DESIGN TO API 6D	743
	3/4"	300#	FLOATING BALL VALVE, A216 WCB BODY, TRIM F316, SEAT PTFE, LEVER OPERATED FULL BORE, 2-PC DESIGN, FLANGED RF END, DESIGN TO API 6D	33
	1"	300#	FLOATING BALL VALVE, A216 WCB BODY, TRIM F316, SEAT PTFE, LEVER OPERATED FULL BORE, 2-PC DESIGN, FLANGED RF END, DESIGN TO API 6D	5
	1 1/4"	300#	FLOATING BALL VALVE, A216 WCB BODY, TRIM F316, SEAT PTFE, LEVER OPERATED FULL BORE, 2-PC DESIGN, FLANGED RF END, DESIGN TO API 6D	15
	1 1/2"	300#	FLOATING BALL VALVE, A216 WCB BODY, TRIM F316, SEAT PTFE, LEVER OPERATED FULL BORE, 2-PC DESIGN, FLANGED RF END, DESIGN TO API 6D	80
	2"	300#	FLOATING BALL VALVE, A216 WCB BODY, TRIM F316, SEAT PTFE, LEVER OPERATED FULL BORE, 2-PC DESIGN, FLANGED RF END, DESIGN TO API 6D	0
	3"	300#	FLOATING BALL VALVE, A216 WCB BODY, TRIM F316, SEAT PTFE, LEVER OPERATED FULL BORE, 2-PC DESIGN, FLANGED RF END, DESIGN TO API 6D	15
	4"	300#	FLOATING BALL VALVE, A216 WCB BODY, TRIM F316, SEAT PTFE, LEVER OPERATED FULL BORE, 2-PC DESIGN, FLANGED RF END, DESIGN TO API 6D	73
	6"	300#	FLOATING BALL VALVE, A216 WCB BODY, TRIM F316, SEAT PTFE, LEVER OPERATED FULL BORE, 2-PC DESIGN, FLANGED RF END, DESIGN TO API 6D	3
	6"	300#	FLOATING BALL VALVE, A216 WCB BODY, TRIM F316, SEAT PTFE, GEAR OPERATED FULL BORE, 2-PC DESIGN, FLANGED RF END, DESIGN TO API 6D	8
	8"	300#	FLOATING BALL VALVE, A216 WCB BODY, TRIM F316, SEAT PTFE, LEVER OPERATED FULL BORE, 2-PC DESIGN, FLANGED RF END, DESIGN TO API 6D	0
8"	300#	FLOATING BALL VALVE, A216 WCB BODY, TRIM F316, SEAT PTFE, GEAR OPERATED FULL BORE, 2-PC DESIGN, FLANGED RF END, DESIGN TO API 6D	0	
2.3	1/2"	150#	FLOATING BALL VALVE, A216 WCB BODY, TRIM F316, SEAT PTFE, LEVER OPERATED FULL BORE, 2-PC DESIGN, FLANGED RF END, DESIGN TO API 6D	564



VALVULAS FEVISA, S.A.U.


Calle de La Siderurgia, Parcela 4 -1, Apartado 29
Ciudad Industrial "Valnalon".

33930 - La Felguera - (Asturias) - SPAIN

Teléfono: +34 985 690 579 - Fax: +34 985 698 504

www.valvulasfevisa.com

	3/4"	150#	FLOATING BALL VALVE, A216 WCB BODY, TRIM F316, SEAT PTFE, LEVER OPERATED FULL BORE, 2-PC DESIGN, FLANGED RF END, DESIGN TO API 6D	410
	1"	150#	FLOATING BALL VALVE, A216 WCB BODY, TRIM F316, SEAT PTFE, LEVER OPERATED FULL BORE, 2-PC DESIGN, FLANGED RF END, DESIGN TO API 6D	2124
	1 1/4"	150#	FLOATING BALL VALVE, A216 WCB BODY, TRIM F316, SEAT PTFE, LEVER OPERATED FULL BORE, 2-PC DESIGN, FLANGED RF END, DESIGN TO API 6D	5
	1 1/2"	150#	FLOATING BALL VALVE, A216 WCB BODY, TRIM F316, SEAT PTFE, LEVER OPERATED FULL BORE, 2-PC DESIGN, FLANGED RF END, DESIGN TO API 6D	32
	2"	150#	FLOATING BALL VALVE, A216 WCB BODY, TRIM F316, SEAT PTFE, LEVER OPERATED FULL BORE, 2-PC DESIGN, FLANGED RF END, DESIGN TO API 6D	4666
	2 1/2"	150#	FLOATING BALL VALVE, A216 WCB BODY, TRIM F316, SEAT PTFE, LEVER OPERATED FULL BORE, 2-PC DESIGN, FLANGED RF END, DESIGN TO API 6D	0
	3"	150#	FLOATING BALL VALVE, A216 WCB BODY, TRIM F316, SEAT PTFE, LEVER OPERATED FULL BORE, 2-PC DESIGN, FLANGED RF END, DESIGN TO API 6D	0
	4"	150#	FLOATING BALL VALVE, A216 WCB BODY, TRIM F316, SEAT PTFE, LEVER OPERATED FULL BORE, 2-PC DESIGN, FLANGED RF END, DESIGN TO API 6D	0
	6"	150#	FLOATING BALL VALVE, A216 WCB BODY, TRIM F316, SEAT PTFE, LEVER OPERATED FULL BORE, 2-PC DESIGN, FLANGED RF END, DESIGN TO API 6D	291
	6"	150#	FLOATING BALL VALVE, A216 WCB BODY, TRIM F316, SEAT PTFE, GEAR OPERATED FULL BORE, 2-PC DESIGN, FLANGED RF END, DESIGN TO API 6D	0
	8"	150#	FLOATING BALL VALVE, A216 WCB BODY, TRIM F316, SEAT PTFE, LEVER OPERATED FULL BORE, 2-PC DESIGN, FLANGED RF END, DESIGN TO API 6D	1
	8"	150#	FLOATING BALL VALVE, A216 WCB BODY, TRIM F316, SEAT PTFE, GEAR OPERATED FULL BORE, 2-PC DESIGN, FLANGED RF END, DESIGN TO API 6D	4
	10"	150#	FLOATING BALL VALVE, A216 WCB BODY, TRIM F316, SEAT PTFE, GEAR OPERATED FULL BORE, 2-PC DESIGN, FLANGED RF END, DESIGN TO API 6D	110
2.4	2"	150#	FLOATING BALL VALVE, C95500 BODY, C63200 TRIM, SEAT PTFE, LEVER OPERATED REDUCED BORE, 2-PC DESIGN, FLANGED RF END, DESIGN TO API 6D	13
3	150# FLOATING BALL VALVES - LCB BODY / SS316 TRIM - FLANGED RF			
3.1	1"	150#	FLOATING BALL VALVE, A352 LCB BODY, TRIM SS316, SEAT PTFE, LEVER OPERATED FULL BORE, FLANGED RF END, DESIGN TO API 6D	8
	2"	150#	FLOATING BALL VALVE, A352 LCB BODY, TRIM SS316, SEAT PTFE, LEVER OPERATED FULL BORE, FLANGED RF END, DESIGN TO API 6D	1
	3"	150#	FLOATING BALL VALVE, A352 LCB BODY, TRIM SS316, SEAT PTFE, LEVER OPERATED FULL BORE, FLANGED RF END, DESIGN TO API 6D	2
	4"	150#	FLOATING BALL VALVE, A352 LCB BODY, TRIM SS316, SEAT PTFE, LEVER OPERATED FULL BORE, FLANGED RF END, DESIGN TO API 6D	7
4	FLOATING BALL VALVES - STAINLESS VALVES - FLANGED RF END CONNECTION			
4.1	1/2"	600#	FLOATING BALL VALVE, CF8M BODY, TRIM F316, SEAT PTFE, LEVER OPERATED FULL BORE, 2-PC DESIGN, FLANGED RF END, DESIGN TO API 6D	19
	3/4"	600#	FLOATING BALL VALVE, CF8M BODY, TRIM F316, SEAT PTFE, LEVER OPERATED FULL BORE, 2-PC DESIGN, FLANGED RF END, DESIGN TO API 6D	0
	1"	600#	FLOATING BALL VALVE, CF8M BODY, TRIM F316, SEAT PTFE, LEVER OPERATED FULL BORE, 2-PC DESIGN, FLANGED RF END, DESIGN TO API 6D	9



VALVULAS FEVISA, S.A.U.


Calle de La Siderurgia, Parcela 4 -1, Apartado 29
Ciudad Industrial "Valnalon".

33930 - La Felguera - (Asturias) - SPAIN

Teléfono: +34 985 690 579 - Fax: +34 985 698 504

www.valvulasfevisa.com

	1 1/2"	600#	FLOATING BALL VALVE, CF8M BODY, TRIM F316, SEAT PTFE, LEVER OPERATED FULL BORE, 2-PC DESIGN, FLANGED RF END, DESIGN TO API 6D	15
	2"	600#	FLOATING BALL VALVE, CF8M BODY, TRIM F316, SEAT PTFE, LEVER OPERATED FULL BORE, 2-PC DESIGN, FLANGED RF END, DESIGN TO API 6D	26
4.2	1/2"	300#	FLOATING BALL VALVE, CF8M BODY, TRIM F316, SEAT PTFE, LEVER OPERATED FULL BORE, 2-PC DESIGN, FLANGED RF END, DESIGN TO API 6D	17
	3/4"	300#	FLOATING BALL VALVE, CF8M BODY, TRIM F316, SEAT PTFE, LEVER OPERATED FULL BORE, 2-PC DESIGN, FLANGED RF END, DESIGN TO API 6D	65
	1"	300#	FLOATING BALL VALVE, CF8M BODY, TRIM F316, SEAT PTFE, LEVER OPERATED FULL BORE, 2-PC DESIGN, FLANGED RF END, DESIGN TO API 6D	0
	1 1/2"	300#	FLOATING BALL VALVE, CF8M BODY, TRIM F316, SEAT PTFE, LEVER OPERATED FULL BORE, 2-PC DESIGN, FLANGED RF END, DESIGN TO API 6D	13
	2"	300#	FLOATING BALL VALVE, CF8M BODY, TRIM F316, SEAT PTFE, LEVER OPERATED FULL BORE, 2-PC DESIGN, FLANGED RF END, DESIGN TO API 6D	61
	3"	300#	FLOATING BALL VALVE, CF8M BODY, TRIM F316, SEAT PTFE, LEVER OPERATED FULL BORE, 2-PC DESIGN, FLANGED RF END, DESIGN TO API 6D	9
	4"	300#	FLOATING BALL VALVE, CF8M BODY, TRIM F316, SEAT PTFE, LEVER OPERATED FULL BORE, 2-PC DESIGN, FLANGED RF END, DESIGN TO API 6D	2
	6"	300#	FLOATING BALL VALVE, CF8M BODY, TRIM F316, SEAT PTFE, LEVER OPERATED FULL BORE, 2-PC DESIGN, FLANGED RF END, DESIGN TO API 6D	1
	8"	300#	FLOATING BALL VALVE, CF8M BODY, TRIM F316, SEAT PTFE, GEAR OPERATED FULL BORE, 2-PC DESIGN, FLANGED RF END, DESIGN TO API 6D	5
4.3	1/2"	150#	FLOATING BALL VALVE, CF8M BODY, TRIM F316, SEAT PTFE, LEVER OPERATED FULL BORE, 2-PC DESIGN, FLANGED RF END, DESIGN TO API 6D	50
	3/4"	150#	FLOATING BALL VALVE, CF8M BODY, TRIM F316, SEAT PTFE, LEVER OPERATED FULL BORE, 2-PC DESIGN, FLANGED RF END, DESIGN TO API 6D	88
	1"	150#	FLOATING BALL VALVE, CF8M BODY, TRIM F316, SEAT PTFE, LEVER OPERATED FULL BORE, 2-PC DESIGN, FLANGED RF END, DESIGN TO API 6D	59
	1 1/2"	150#	FLOATING BALL VALVE, CF8M BODY, TRIM F316, SEAT PTFE, LEVER OPERATED FULL BORE, 2-PC DESIGN, FLANGED RF END, DESIGN TO API 6D	15
	2"	150#	FLOATING BALL VALVE, CF8M BODY, TRIM F316, SEAT PTFE, LEVER OPERATED FULL BORE, 2-PC DESIGN, FLANGED RF END, DESIGN TO API 6D	71
	3"	150#	FLOATING BALL VALVE, CF8M BODY, TRIM F316, SEAT PTFE, LEVER OPERATED FULL BORE, 2-PC DESIGN, FLANGED RF END, DESIGN TO API 6D	31
	4"	150#	FLOATING BALL VALVE, CF8M BODY, TRIM F316, SEAT PTFE, LEVER OPERATED FULL BORE, 2-PC DESIGN, FLANGED RF END, DESIGN TO API 6D	4
	6"	150#	FLOATING BALL VALVE, CF8M BODY, TRIM F316, SEAT PTFE, LEVER OPERATED FULL BORE, 2-PC DESIGN, FLANGED RF END, DESIGN TO API 6D	9
5	TRUNNION BALL VALVES -STAINLESS VALVES -FLANGED RF END CONNECTION			
5.1	10"	300#	TRUNNION BALL VALVE, CF8M BODY, TRIM F316, SEAT PTFE, GEAR OPERATED FULL BORE, 2-PC DESIGN, FLANGED RF END, DESIGN TO API 6D	4
	16"	300#	TRUNNION BALL VALVE, CF8M BODY, TRIM F316, SEAT PTFE, GEAR OPERATED FULL BORE, 2-PC DESIGN, FLANGED RF END, DESIGN TO API 6D	3
	20"	300#	TRUNNION BALL VALVE, CF8M BODY, TRIM F316, SEAT PTFE, GEAR OPERATED FULL BORE, 2-PC DESIGN, FLANGED RF END, DESIGN TO API 6D	2



VALVULAS FEVISA, S.A.U.


Calle de La Siderurgia, Parcela 4 -1, Apartado 29
Ciudad Industrial "Valnalon".

33930 - La Felguera - (Asturias) - SPAIN

Teléfono: +34 985 690 579 - Fax: +34 985 698 504

www.valvulasfevisa.com

5.2	2"	150#	TRUNNION BALL VALVE, CF8M BODY, TRIM F316, SEAT PTFE, LEVER OPERATED FULL BORE, 2-PC DESIGN, FLANGED RF END, DESIGN TO API 6D	5
6	CARBON STEEL GATE VALVES - FLANGED END CONNECTION			
6.1	2"	1500#	GATE VALVE, A216 WCB BODY, TRIM 8(13% CR+HFS), PSB, OS&Y, HAND WHEEL OPERATED, FLANGED RTJ END, DESIGN TO API600	159
	3"	1500#	GATE VALVE, A216 WCB BODY, TRIM 8(13% CR+HFS), BB, OS&Y, HAND WHEEL OPERATED, FLANGED RTJ END, DESIGN TO API600	6
	4"	1500#	GATE VALVE, A216 WCB BODY, TRIM 8(13% CR+HFS), BB, OS&Y, HAND WHEEL OPERATED, FLANGED RTJ END, DESIGN TO API600	26
	6"	1500#	GATE VALVE, A216 WCB BODY, TRIM 8(13% CR+HFS), BB, OS&Y, HAND WHEEL OPERATED, FLANGED RTJ END, DESIGN TO API600	60
	6"	1500#	GATE VALVE, A216 WCB BODY, TRIM 8(13% CR+HFS), PSB, OS&Y, GEAR OPERATED, FLANGED RF END, DESIGN TO API600	36
6.2	2"	900#	GATE VALVE, A216 WCB BODY, TRIM 8(13% CR+HFS), PSB, OS&Y, HAND WHEEL OPERATED, FLANGED RTJ END, DESIGN TO API600	1
	2"	900#	GATE VALVE, A216 WCB BODY, TRIM 8(13% CR+HFS), BB, OS&Y, HAND WHEEL OPERATED, FLANGED RTJ END, DESIGN TO API600	178
	3"	900#	GATE VALVE, A216 WCB BODY, TRIM 8(13% CR+HFS), BB, OS&Y, HAND WHEEL OPERATED, FLANGED RTJ END, DESIGN TO API600	2
	4"	900#	GATE VALVE, A216 WCB BODY, TRIM 8(13% CR+HFS), BB, OS&Y, HAND WHEEL OPERATED, FLANGED RTJ END, DESIGN TO API600	2
	6"	900#	GATE VALVE, A216 WCB BODY, TRIM 8(13% CR+HFS), BB, OS&Y, HAND WHEEL OPERATED, FLANGED RTJ END, DESIGN TO API600	3
	6"	900#	GATE VALVE, A216 WCB BODY, TRIM 8(13% CR+HFS), BB, OS&Y, HAND WHEEL OPERATED, FLANGED RF END, DESIGN TO API600	0
	8"	900#	GATE VALVE, A216 WCB BODY, TRIM 8(13% CR+HFS), BB, OS&Y, HAND WHEEL OPERATED, FLANGED RTJ END, DESIGN TO API600	8
6.3	2"	600#	GATE VALVE, A216 WCB BODY, TRIM 8(13% CR+HFS), BB, OS&Y, HAND WHEEL OPERATED, FLANGED RF, DESIGN TO API600	94
	3"	600#	GATE VALVE, A216 WCB BODY, TRIM 8(13% CR+HFS), BB, OS&Y, HAND WHEEL OPERATED, FLANGED RF, DESIGN TO API600	150
	4"	600#	GATE VALVE, A216 WCB BODY, TRIM 8(13% CR+HFS), BB, OS&Y, HAND WHEEL OPERATED, FLANGED RF, DESIGN TO API600	133
	6"	600#	GATE VALVE, A216 WCB BODY, TRIM 8(13% CR+HFS), BB, OS&Y, HAND WHEEL OPERATED, FLANGED RF, DESIGN TO API600	61
	8"	600#	GATE VALVE, A216 WCB BODY, TRIM 8(13% CR+HFS), BB, OS&Y, HAND WHEEL OPERATED, FLANGED RF, DESIGN TO API600	28
	10"	600#	GATE VALVE, A216 WCB BODY, TRIM 8(13% CR+HFS), BB, OS&Y, HAND WHEEL OPERATED, FLANGED RF, DESIGN TO API600	0
	10"	600#	GATE VALVE, A216 WCB BODY, TRIM 8(13% CR+HFS), BB, OS&Y, GEAR OPERATED, FLANGED RF, DESIGN TO API600	15
	12"	600#	GATE VALVE, A216 WCB BODY, TRIM 8(13% CR+HFS), BB, OS&Y, GEAR OPERATED, FLANGED RF, DESIGN TO API600	5
	14"	600#	GATE VALVE, A216 WCB BODY, TRIM 8(13% CR+HFS), BB, OS&Y, GEAR OPERATED, FLANGED RF, DESIGN TO API600	0



VALVULAS FEVISA, S.A.U.


Calle de La Siderurgia, Parcela 4 -1, Apartado 29
Ciudad Industrial "Valnalón".

33930 - La Felguera - (Asturias) - SPAIN

Teléfono: +34 985 690 579 - Fax: +34 985 698 504

www.valvulasfevisa.com

	16"	600#	GATE VALVE, A216 WCB BODY, TRIM 8(13% CR+HFS), BB, OS&Y, GEAR OPERATED, FLANGED RF, DESIGN TO API600	0
6.4	2"	300#	GATE VALVE, A216 WCB BODY, TRIM 8(13% CR+HFS), BB, OS&Y, HAND WHEEL OPERATED, FLANGED RF, DESIGN TO API600	548
	2 1/2"	300#	GATE VALVE, A216 WCB BODY, TRIM 8(13% CR+HFS), BB, OS&Y, HAND WHEEL OPERATED, FLANGED RF, DESIGN TO API600	84
	3"	300#	GATE VALVE, A216 WCB BODY, TRIM 8(13% CR+HFS), BB, OS&Y, HAND WHEEL OPERATED, FLANGED RF, DESIGN TO API600	1088
	4"	300#	GATE VALVE, A216 WCB BODY, TRIM 8(13% CR+HFS), BB, OS&Y, HAND WHEEL OPERATED, FLANGED RF, DESIGN TO API600	999
	6"	300#	GATE VALVE, A216 WCB BODY, TRIM 8(13% CR+HFS), BB, OS&Y, HAND WHEEL OPERATED, FLANGED RF, DESIGN TO API600	97
	8"	300#	GATE VALVE, A216 WCB BODY, TRIM 8(13% CR+HFS), BB, OS&Y, HAND WHEEL OPERATED, FLANGED RF, DESIGN TO API600	148
	10"	300#	GATE VALVE, A216 WCB BODY, TRIM 8(13% CR+HFS), BB, OS&Y, HAND WHEEL OPERATED, FLANGED RF, DESIGN TO API600	70
	10"	300#	GATE VALVE, A216 WCB BODY, TRIM 8(13% CR+HFS), BB, OS&Y, GEAR OPERATED, FLANGED RF, DESIGN TO API600	36
	12"	300#	GATE VALVE, A216 WCB BODY, TRIM 8(13% CR+HFS), BB, OS&Y, HAND WHEEL OPERATED, FLANGED RF, DESIGN TO API600	3
	12"	300#	GATE VALVE, A216 WCB BODY, TRIM 8(13% CR+HFS), BB, OS&Y, GEAR OPERATED, FLANGED RF, DESIGN TO API600	7
	14"	300#	GATE VALVE, A216 WCB BODY, TRIM 8(13% CR+HFS), BB, OS&Y, GEAR OPERATED, FLANGED RF, DESIGN TO API600	19
	16"	300#	GATE VALVE, A216 WCB BODY, TRIM 8(13% CR+HFS), BB, OS&Y, GEAR OPERATED, FLANGED RF, DESIGN TO API600	0
	18"	300#	GATE VALVE, A216 WCB BODY, TRIM 8(13% CR+HFS), BB, OS&Y, GEAR OPERATED, FLANGED RF, DESIGN TO API600	0
	20"	300#	GATE VALVE, A216 WCB BODY, TRIM 8(13% CR+HFS), BB, OS&Y, GEAR OPERATED, FLANGED RF, DESIGN TO API600	2
	24"	300#	GATE VALVE, A216 WCB BODY, TRIM 8(13% CR+HFS), BB, OS&Y, GEAR OPERATED, FLANGED RF, DESIGN TO API600	1
	8"	300#	GATE VALVE, LCB BODY, TRIM 13% CR, BB, OS&Y, GEAR OPERATED, FLANGED RF, DESIGN TO API600	4
6.5	2"	150#	GATE VALVE, A216 WCB BODY, TRIM 8(13% CR+HFS), BB, OS&Y, HAND WHEEL OPERATED, FLANGED RF, DESIGN TO API600	810
	2 1/2"	150#	GATE VALVE, A216 WCB BODY, TRIM 8(13% CR+HFS), BB, OS&Y, HAND WHEEL OPERATED, FLANGED RF, DESIGN TO API600	472
	3"	150#	GATE VALVE, A216 WCB BODY, TRIM 8(13% CR+HFS), BB, OS&Y, HAND WHEEL OPERATED, FLANGED RF, DESIGN TO API600	1161
	4"	150#	GATE VALVE, A216 WCB BODY, TRIM 8(13% CR+HFS), BB, OS&Y, HAND WHEEL OPERATED, FLANGED RF, DESIGN TO API600	1021
	4"	150#	GATE VALVE, A216 WCB BODY, DISC CA15, BB, OS&Y, HAND WHEEL OPERATED, FLANGED RF, DESIGN TO API600	76



VALVULAS FEVISA, S.A.U.


Calle de La Siderurgia, Parcela 4 -1, Apartado 29
Ciudad Industrial "Valnalon".

33930 - La Felguera - (Asturias) - SPAIN

Teléfono: +34 985 690 579 - Fax: +34 985 698 504

www.valvulasfevisa.com

	6"	150#	GATE VALVE, A216 WCB BODY, TRIM 8(13% CR+HFS), BB, OS&Y, HAND WHEEL OPERATED, FLANGED RF, DESIGN TO API600	215
	8"	150#	GATE VALVE, A216 WCB BODY, TRIM 8(13% CR+HFS), BB, OS&Y, HAND WHEEL OPERATED, FLANGED RF, DESIGN TO API600	138
	10"	150#	GATE VALVE, A216 WCB BODY, TRIM 8(13% CR+HFS), BB, OS&Y, HAND WHEEL OPERATED, FLANGED RF, DESIGN TO API600	125
	12"	150#	GATE VALVE, A216 WCB BODY, TRIM 8(13% CR+HFS), BB, OS&Y, HAND WHEEL OPERATED, FLANGED RF, DESIGN TO API600	161
	12"	150#	GATE VALVE, A216 WCB BODY, TRIM 8(13% CR+HFS), BB, OS&Y, GEAR OPERATED, FLANGED RF, DESIGN TO API600	0
	14"	150#	GATE VALVE, A216 WCB BODY, TRIM 8(13% CR+HFS), BB, OS&Y, GEAR OPERATED, FLANGED RF, DESIGN TO API600	0
	16"	150#	GATE VALVE, A216 WCB BODY, TRIM 8(13% CR+HFS), BB, OS&Y, GEAR OPERATED, FLANGED RF, DESIGN TO API600	50
	18"	150#	GATE VALVE, A216 WCB BODY, TRIM 8(13% CR+HFS), BB, OS&Y, GEAR OPERATED, FLANGED RF, DESIGN TO API600	10
	20"	150#	GATE VALVE, A216 WCB BODY, TRIM 8(13% CR+HFS), BB, OS&Y, GEAR OPERATED, FLANGED RF, DESIGN TO API600	10
	24"	150#	GATE VALVE, A216 WCB BODY, TRIM 8(13% CR+HFS), BB, OS&Y, GEAR OPERATED, FLANGED RF, DESIGN TO API600	0
	26"	150#	GATE VALVE, A216 WCB BODY, TRIM 8(13% CR+HFS), BB, OS&Y, GEAR OPERATED, FLANGED RF, DESIGN TO API600	0
	28"	150#	GATE VALVE, A216 WCB BODY, TRIM 8(13% CR+HFS), BB, OS&Y, GEAR OPERATED, FLANGED RF, DESIGN TO API600	4
	30"	150#	GATE VALVE, A216 WCB BODY, TRIM 8(13% CR+HFS), BB, OS&Y, GEAR OPERATED, FLANGED RF, DESIGN TO API600	7
	32"	150#	GATE VALVE, A216 WCB BODY, TRIM 8(13% CR+HFS), BB, OS&Y, GEAR OPERATED, FLANGED RF, DESIGN TO API600	2
	36"	150#	GATE VALVE, A216 WCB BODY, TRIM 8(13% CR+HFS), BB, OS&Y, GEAR OPERATED, FLANGED RF, DESIGN TO API600	7
7	STAINLESS STEEL GATE VALVES - FLANGED END CONNECTION			
7.1	2"	150#	GATE VALVE, CF8M BODY, TRIM SS316, BB, OS&Y, HAND WHEEL OPERATED, FLANGED RF, DESIGN TO API600	13
	3"	150#	GATE VALVE, CF8M BODY, TRIM SS316, BB, OS&Y, HAND WHEEL OPERATED, FLANGED RF, DESIGN TO API600	45
	4"	150#	GATE VALVE, CF8M BODY, TRIM SS316, BB, OS&Y, HAND WHEEL OPERATED, FLANGED RF, DESIGN TO API600	50
	6"	150#	GATE VALVE, CF8M BODY, TRIM SS316, BB, OS&Y, HAND WHEEL OPERATED, FLANGED RF, DESIGN TO API600	9
7.2	2"	300#	GATE VALVE, CF8M BODY, TRIM SS316, BB, OS&Y, HAND WHEEL OPERATED, FLANGED RF, DESIGN TO API600	18
	3"	300#	GATE VALVE, CF8M BODY, TRIM SS316, BB, OS&Y, HAND WHEEL OPERATED, FLANGED RF, DESIGN TO API600	20
	4"	300#	GATE VALVE, CF8M BODY, TRIM SS316, BB, OS&Y, HAND WHEEL OPERATED, FLANGED RF, DESIGN TO API600	22



VALVULAS FEVISA, S.A.U.


Calle de La Siderurgia, Parcela 4 -1, Apartado 29
Ciudad Industrial "Valnalon".

33930 - La Felguera - (Asturias) - SPAIN

Teléfono: +34 985 690 579 - Fax: +34 985 698 504

www.valvulasfevisa.com

	6"	300#	GATE VALVE, CF8M BODY, TRIM SS316, BB, OS&Y, HAND WHEEL OPERATED, FLANGED RF, DESIGN TO API600	10
8	CARBON STEEL GLOBE VALVES - FLANGED END CONNECTION			
8.1	2"	1500#	GLOBE VALVE, A216 WCB BODY, TRIM 8(13% CR+HFS), BB, OS&Y, GEAR OPERATED, FLANGED RTJ, DESIGN TO BS1873	2
	4"	1500#	GLOBE VALVE, A216 WCB BODY, TRIM 8(13% CR+HFS), BB, OS&Y, GEAR OPERATED, FLANGED RTJ, DESIGN TO BS1873	2
	10"	1500#	GLOBE VALVE, A216 WCB BODY, TRIM 8(13% CR+HFS), BB, OS&Y, GEAR OPERATED, FLANGED RTJ, DESIGN TO BS1873	1
8.2	2"	900#	GLOBE VALVE, A216 WCB BODY, TRIM 8(13% CR+HFS), BB, OS&Y, GEAR OPERATED, FLANGED RTJ, DESIGN TO BS1873	0
8.3	2"	600#	GLOBE VALVE, A216 WCB BODY, TRIM 8(13% CR+HFS), BB, OS&Y, HAND WHEEL OPERATED, FLANGED RF, DESIGN TO BS1873	0
	3"	600#	GLOBE VALVE, A216 WCB BODY, TRIM 8(13% CR+HFS), BB, OS&Y, HAND WHEEL OPERATED, FLANGED RF, DESIGN TO BS1873	118
	4"	600#	GLOBE VALVE, A216 WCB BODY, TRIM 8(13% CR+HFS), BB, OS&Y, HAND WHEEL OPERATED, FLANGED RF, DESIGN TO BS1873	9
	6"	600#	GLOBE VALVE, A216 WCB BODY, TRIM 8(13% CR+HFS), BB, OS&Y, HAND WHEEL OPERATED, FLANGED RF, DESIGN TO BS1873	14
	8"	600#	GLOBE VALVE, A216 WCB BODY, TRIM 8(13% CR+HFS), BB, OS&Y, HAND WHEEL OPERATED, FLANGED RF, DESIGN TO BS1873	0
	8"	600#	GLOBE VALVE, A216 WCB BODY, TRIM 8(13% CR+HFS), BB, OS&Y, GEAR OPERATED, FLANGED RF, DESIGN TO BS1873	10
	10"	600#	GLOBE VALVE, A216 WCB BODY, TRIM 8(13% CR+HFS), BB, OS&Y, GEAR OPERATED, FLANGED RF, DESIGN TO BS1873	5
	12"	600#	GLOBE VALVE, A216 WCB BODY, TRIM 8(13% CR+HFS), BB, OS&Y, GEAR OPERATED, FLANGED RF, DESIGN TO BS1873	9
8.4	2"	300#	GLOBE VALVE, A216 WCB BODY, TRIM 8(13% CR+HFS), BB, OS&Y, HAND WHEEL OPERATED, FLANGED RF, DESIGN TO BS1873	221
	3"	300#	GLOBE VALVE, A216 WCB BODY, TRIM 8(13% CR+HFS), BB, OS&Y, HAND WHEEL OPERATED, FLANGED RF, DESIGN TO BS1873	133
	4"	300#	GLOBE VALVE, A216 WCB BODY, TRIM 8(13% CR+HFS), BB, OS&Y, HAND WHEEL OPERATED, FLANGED RF, DESIGN TO BS1873	39
	6"	300#	GLOBE VALVE, A216 WCB BODY, TRIM 8(13% CR+HFS), BB, OS&Y, HAND WHEEL OPERATED, FLANGED RF, DESIGN TO BS1873	53
	8"	300#	GLOBE VALVE, A216 WCB BODY, TRIM 8(13% CR+HFS), BB, OS&Y, HAND WHEEL OPERATED, FLANGED RF, DESIGN TO BS1873	18
	10"	300#	GLOBE VALVE, A216 WCB BODY, TRIM 8(13% CR+HFS), BB, OS&Y, HAND WHEEL OPERATED, FLANGED RF, DESIGN TO BS1873	10
	12"	300#	GLOBE VALVE, A216 WCB BODY, TRIM 8(13% CR+HFS), BB, OS&Y, GEAR OPERATED, FLANGED RF, DESIGN TO BS1873	17
	14"	300#	GLOBE VALVE, A216 WCB BODY, TRIM 8(13% CR+HFS), BB, OS&Y, GEAR OPERATED, FLANGED RF, DESIGN TO BS1873	1
8.5	2"	150#	GLOBE VALVE, A216 WCB BODY, TRIM 8(13% CR+HFS), BB, OS&Y, HAND WHEEL OPERATED, FLANGED RF, DESIGN TO BS1873	59



VALVULAS FEVISA, S.A.U.


Calle de La Siderurgia, Parcela 4 -1, Apartado 29
Ciudad Industrial "Valnalon".

33930 - La Felguera - (Asturias) - SPAIN

Teléfono: +34 985 690 579 - Fax: +34 985 698 504

www.valvulasfevisa.com

	3"	150#	GLOBE VALVE, A216 WCB BODY, TRIM 8(13% CR+HFS), BB, OS&Y, HAND WHEEL OPERATED, FLANGED RF, DESIGN TO BS1873	29
	4"	150#	GLOBE VALVE, A216 WCB BODY, TRIM 8(13% CR+HFS), BB, OS&Y, HAND WHEEL OPERATED, FLANGED RF, DESIGN TO BS1873	101
	6"	150#	GLOBE VALVE, A216 WCB BODY, TRIM 8(13% CR+HFS), BB, OS&Y, HAND WHEEL OPERATED, FLANGED RF, DESIGN TO BS1873	5
	8"	150#	GLOBE VALVE, A216 WCB BODY, TRIM 8(13% CR+HFS), BB, OS&Y, HAND WHEEL OPERATED, FLANGED RF, DESIGN TO BS1873	21
	10"	150#	GLOBE VALVE, A216 WCB BODY, TRIM 8(13% CR+HFS), BB, OS&Y, HAND WHEEL OPERATED, FLANGED RF, DESIGN TO BS1873	1
	12"	150#	GLOBE VALVE, A216 WCB BODY, TRIM 8(13% CR+HFS), BB, OS&Y, HAND WHEEL OPERATED, FLANGED RF, DESIGN TO BS1873	0
	12"	150#	GLOBE VALVE, A216 WCB BODY, TRIM 8(13% CR+HFS), BB, OS&Y, GEAR OPERATED, FLANGED RF, DESIGN TO BS1873	13
	2"	150#	GLOBE VALVE, A216 WCB BODY, SS316 TRIM, BB, OS&Y, HAND WHEEL OPERATED, FLANGED RF, DESIGN TO BS1873	21
	3"	150#	GLOBE VALVE, A216 WCB BODY, SS316 TRIM, BB, OS&Y, HAND WHEEL OPERATED, FLANGED RF, DESIGN TO BS1873	10
	4"	150#	GLOBE VALVE, A216 WCB BODY, SS316 TRIM, BB, OS&Y, HAND WHEEL OPERATED, FLANGED RF, DESIGN TO BS1873	0
	8"	150#	GLOBE VALVE, A216 WCB BODY, SS316 TRIM, BB, OS&Y, HAND WHEEL OPERATED, FLANGED RF, DESIGN TO BS1873	5
9	STAINLESS STEEL GLOBE VALVES - FLANGED END CONNECTION			
	2"	150#	GLOBE VALVE, CF8M BODY, TRIM SS316, BB, OS&Y, HAND WHEEL OPERATED, FLANGED RF, DESIGN TO BS1873	5
	3"	150#	GLOBE VALVE, CF8M BODY, TRIM SS316, BB, OS&Y, HAND WHEEL OPERATED, FLANGED RF, DESIGN TO BS1873	19
	3"	150#	GLOBE VALVE, CF8 BODY, TRIM #10, BB, OS&Y, HAND WHEEL OPERATED, FLANGED RF, DESIGN TO BS1873	1
	4"	150#	GLOBE VALVE, CF8M BODY, TRIM SS316, BB, OS&Y, HAND WHEEL OPERATED, FLANGED RF, DESIGN TO BS1873	7
9.1	6"	150#	GLOBE VALVE, CF8M BODY, TRIM SS316, BB, OS&Y, HAND WHEEL OPERATED, FLANGED RF, DESIGN TO BS1873	3
	2"	600#	GLOBE VALVE, CF8M BODY, TRIM SS316, BB, OS&Y, HAND WHEEL OPERATED, FLANGED RF, DESIGN TO BS1873	2
	3"	600#	GLOBE VALVE, CF8M BODY, TRIM SS316, BB, OS&Y, HAND WHEEL OPERATED, FLANGED RF, DESIGN TO BS1873	4
	4"	600#	GLOBE VALVE, CF8M BODY, TRIM SS316, BB, OS&Y, HAND WHEEL OPERATED, FLANGED RF, DESIGN TO BS1873	5
10	CARBON STEEL CHECK VALVE - FLANGED END CONNECTION			
10.1	3"	2500#	SWING CHECK VALVE, A216 WCB BODY, TRIM 8(13% CR+HFS), BOLTED COVER, FLANGED RTJ, DESIGN TO BS1868	3
10.2	2"	1500#	SWING CHECK VALVE, A216 WCB BODY, TRIM 8(13% CR+HFS), PSB, FLANGED RTJ, DESIGN TO BS1868	4



VALVULAS FEVISA, S.A.U.


Calle de La Siderurgia, Parcela 4 -1, Apartado 29
Ciudad Industrial "Valnalón".

33930 - La Felguera - (Asturias) - SPAIN

Teléfono: +34 985 690 579 - Fax: +34 985 698 504

www.valvulasfevisa.com

	3"	1500#	SWING CHECK VALVE, A216 WCB BODY, TRIM 8(13% CR+HFS), BOLTED COVER, FLANGED RTJ, DESIGN TO BS1868	4
	4"	1500#	SWING CHECK VALVE, A216 WCB BODY, TRIM 8(13% CR+HFS), BOLTED COVER, FLANGED RTJ, DESIGN TO BS1868	1
10.3	3"	1500#	SWING CHECK VALVE, A216 WCB BODY, TRIM 8(13% CR+HFS), BOLTED COVER, FLANGED RF, DESIGN TO BS1868	3
	4"	1500#	SWING CHECK VALVE, A216 WCB BODY, TRIM 8(13% CR+HFS), PRESSURE SEAL COVER, FLANGED RF, DESIGN TO BS1868	6
	6"	1500#	SWING CHECK VALVE, A216 WCB BODY, TRIM 8(13% CR+HFS), PRESSURE SEAL COVER, FLANGED RF, DESIGN TO BS1868	18
10.4	2"	900#	SWING CHECK VALVE, A216 WCB BODY, TRIM 8(13% CR+HFS), BOLTED COVER, FLANGED RTJ, DESIGN TO BS1868	5
	3"	900#	SWING CHECK VALVE, A216 WCB BODY, TRIM 8(13% CR+HFS), BOLTED COVER, FLANGED RTJ, DESIGN TO BS1868	13
	3"	900#	SWING CHECK VALVE, A216 WCB BODY, TRIM SS316, BOLTED COVER, FLANGED RF, DESIGN TO BS1868	1
	4"	900#	SWING CHECK VALVE, A216 WCB BODY, TRIM 8(13% CR+HFS), PRESSURE SEAL COVER, FLANGED RTJ, DESIGN TO BS1868	5
	4"	900#	SWING CHECK VALVE, A216 WCB BODY, TRIM 8(13% CR+HFS), BOLTED COVER, FLANGED RTJ, DESIGN TO BS1868	37
10.5	6"	900#	SWING CHECK VALVE, A216 WCB BODY, TRIM 8(13% CR+HFS), BOLTED COVER, FLANGED RTJ, DESIGN TO BS1868	0
	3"	900#	SWING CHECK VALVE, A216 WCB BODY, TRIM 8(13% CR+HFS), BOLTED COVER, BW ENDS, DESIGN TO BS1868	60
10.6	4"	900#	SWING CHECK VALVE, A216 WCB BODY, TRIM 8(13% CR+HFS), BOLTED COVER, BW ENDS, DESIGN TO BS1868	2
	2"	600#	SWING CHECK VALVE, A216 WCB BODY, TRIM 8(13% CR+HFS), BOLTED COVER, FLANGED RF, DESIGN TO BS1868	0
	3"	600#	SWING CHECK VALVE, A216 WCB BODY, TRIM 8(13% CR+HFS), BOLTED COVER, FLANGED RF, DESIGN TO BS1868	8
	4"	600#	SWING CHECK VALVE, A216 WCB BODY, TRIM 8(13% CR+HFS), BOLTED COVER, FLANGED RF, DESIGN TO BS1868	0
	6"	600#	SWING CHECK VALVE, A216 WCB BODY, TRIM 8(13% CR+HFS), BOLTED COVER, FLANGED RF, DESIGN TO BS1868	1
	8"	600#	SWING CHECK VALVE, A216 WCB BODY, TRIM 8(13% CR+HFS), BOLTED COVER, FLANGED RF, DESIGN TO BS1868	2
	10"	600#	SWING CHECK VALVE, A216 WCB BODY, TRIM 8(13% CR+HFS), BOLTED COVER, FLANGED RF, DESIGN TO BS1868	8
	12"	600#	SWING CHECK VALVE, A216 WCB BODY, TRIM 8(13% CR+HFS), BOLTED COVER, FLANGED RF, DESIGN TO BS1868	0
	14"	600#	SWING CHECK VALVE, A216 WCB BODY, TRIM 8(13% CR+HFS), BOLTED COVER, FLANGED RF, DESIGN TO BS1868	0
	16"	600#	SWING CHECK VALVE, A216 WCB BODY, TRIM 8(13% CR+HFS), BOLTED COVER, FLANGED RF, DESIGN TO BS1868	3



VALVULAS FEVISA, S.A.U.


Calle de La Siderurgia, Parcela 4 -1, Apartado 29
Ciudad Industrial "Valnalón".

33930 - La Felguera - (Asturias) - SPAIN

Teléfono: +34 985 690 579 - Fax: +34 985 698 504

www.valvulasfevisa.com

10.7	2"	300#	SWING CHECK VALVE, A216 WCB BODY, TRIM 8(13% CR+HFS), BOLTED COVER, FLANGED RF, DESIGN TO BS1868	66
	3"	300#	SWING CHECK VALVE, A216 WCB BODY, TRIM 8(13% CR+HFS), BOLTED COVER, FLANGED RF, DESIGN TO BS1868	17
	4"	300#	SWING CHECK VALVE, A216 WCB BODY, TRIM 8(13% CR+HFS), BOLTED COVER, FLANGED RF, DESIGN TO BS1868	5
	6"	300#	SWING CHECK VALVE, A216 WCB BODY, TRIM 8(13% CR+HFS), BOLTED COVER, FLANGED RF, DESIGN TO BS1868	14
	8"	300#	SWING CHECK VALVE, A216 WCB BODY, TRIM 8(13% CR+HFS), BOLTED COVER, FLANGED RF, DESIGN TO BS1868	17
	10"	300#	SWING CHECK VALVE, A216 WCB BODY, TRIM 8(13% CR+HFS), BOLTED COVER, FLANGED RF, DESIGN TO BS1868	1
	12"	300#	SWING CHECK VALVE, A216 WCB BODY, TRIM 8(13% CR+HFS), BOLTED COVER, FLANGED RF, DESIGN TO BS1868	11
	14"	300#	SWING CHECK VALVE, A216 WCB BODY, TRIM 8(13% CR+HFS), BOLTED COVER, FLANGED RF, DESIGN TO BS1868	20
	16"	300#	SWING CHECK VALVE, A216 WCB BODY, TRIM 8(13% CR+HFS), BOLTED COVER, FLANGED RF, DESIGN TO BS1868	0
	18"	300#	SWING CHECK VALVE, A216 WCB BODY, TRIM 8(13% CR+HFS), BOLTED COVER, FLANGED RF, DESIGN TO BS1868	0
	20"	300#	SWING CHECK VALVE, A216 WCB BODY, TRIM 8(13% CR+HFS), BOLTED COVER, FLANGED RF, DESIGN TO BS1868	0
24"	300#	SWING CHECK VALVE, A216 WCB BODY, TRIM 8(13% CR+HFS), BOLTED COVER, FLANGED RF, DESIGN TO BS1868	0	
10.8	2"	150#	SWING CHECK VALVE, A216 WCB BODY, TRIM 8(13% CR+HFS), BOLTED COVER, FLANGED RF, DESIGN TO BS1868	107
	3"	150#	SWING CHECK VALVE, A216 WCB BODY, TRIM 8(13% CR+HFS), BOLTED COVER, FLANGED RF, DESIGN TO BS1868	23
	4"	150#	SWING CHECK VALVE, A216 WCB BODY, TRIM 8(13% CR+HFS), BOLTED COVER, FLANGED RF, DESIGN TO BS1868	1
	6"	150#	SWING CHECK VALVE, A216 WCB BODY, TRIM 8(13% CR+HFS), BOLTED COVER, FLANGED RF, DESIGN TO BS1868	36
	8"	150#	SWING CHECK VALVE, A216 WCB BODY, TRIM 8(13% CR+HFS), BOLTED COVER, FLANGED RF, DESIGN TO BS1868	38
	10"	150#	SWING CHECK VALVE, A216 WCB BODY, TRIM 8(13% CR+HFS), BOLTED COVER, FLANGED RF, DESIGN TO BS1868	16
	12"	150#	SWING CHECK VALVE, A216 WCB BODY, TRIM 8(13% CR+HFS), BOLTED COVER, FLANGED RF, DESIGN TO BS1868	11
	14"	150#	SWING CHECK VALVE, A216 WCB BODY, TRIM 8(13% CR+HFS), BOLTED COVER, FLANGED RF, DESIGN TO BS1868	5
	16"	150#	SWING CHECK VALVE, A216 WCB BODY, TRIM 8(13% CR+HFS), BOLTED COVER, FLANGED RF, DESIGN TO BS1868	0
18"	150#	SWING CHECK VALVE, A216 WCB BODY, TRIM 8(13% CR+HFS), BOLTED COVER, FLANGED RF, DESIGN TO BS1868	1	



VALVULAS FEVISA, S.A.U.


Calle de La Siderurgia, Parcela 4 -1, Apartado 29
Ciudad Industrial "Valnalón".

33930 - La Felguera - (Asturias) - SPAIN

Teléfono: +34 985 690 579 - Fax: +34 985 698 504

www.valvulasfevisa.com

	20"	150#	SWING CHECK VALVE, A216 WCB BODY, TRIM 8(13% CR+HFS), BOLTED COVER, FLANGED RF, DESIGN TO BS1868	2
	24"	150#	SWING CHECK VALVE, A216 WCB BODY, TRIM 8(13% CR+HFS), BOLTED COVER, FLANGED RF, DESIGN TO BS1868	3
	2"	150#	SWING CHECK VALVE, A216 WCB BODY, SS316 TRIM, BOLTED COVER, FLANGED RF, DESIGN TO BS1868	28
	3"	150#	SWING CHECK VALVE, A216 WCB BODY, SS316 TRIM, BOLTED COVER, FLANGED RF, DESIGN TO BS1868	26
	4"	150#	SWING CHECK VALVE, A216 WCB BODY, SS316 TRIM, BOLTED COVER, FLANGED RF, DESIGN TO BS1868	28
	6"	150#	SWING CHECK VALVE, A216 WCB BODY, SS316 TRIM, BOLTED COVER, FLANGED RF, DESIGN TO BS1868	20
	8"	150#	SWING CHECK VALVE, A216 WCB BODY, SS316 TRIM, BOLTED COVER, FLANGED RF, DESIGN TO BS1868	10
11	STAINLESS STEEL CHECK VALVES - FLANGED END CONNECTION			
11.1	6"	300#	SWING CHECK VALVE, CF8M BODY, TRIM SS316, BOLTED COVER, FLANGED RF END, DESIGN TO BS1868	2
	10"	300#	SWING CHECK VALVE, CF8M BODY, TRIM SS316, BOLTED COVER, FLANGED RF END, DESIGN TO BS1868	2
	4"	300#	SWING CHECK VALVE, CF3M BODY, TRIM SS316L, BOLTED COVER, FLANGED RF END, DESIGN TO BS1868	2
11.2	2"	150#	SWING CHECK VALVE, CF8M BODY, TRIM SS316, BOLTED COVER, FLANGED RF END, DESIGN TO BS1868	2
	3"	150#	SWING CHECK VALVE, CF8M BODY, TRIM SS316, BOLTED COVER, FLANGED RF END, DESIGN TO BS1868	31
	4"	150#	SWING CHECK VALVE, CF8M BODY, TRIM SS316, BOLTED COVER, FLANGED RF END, DESIGN TO BS1868	5
	6"	150#	SWING CHECK VALVE, CF8M BODY, TRIM SS316, BOLTED COVER, FLANGED RF END, DESIGN TO BS1868	2
12	CARBON STEEL DUAL PLATE CHECK VALVE, WAFER RF			
12.1	16"	600#	DUAL PLATE CHECK VALVE, A216 WCB BODY, TRIM 8, WAFER RF, DESIGN TO API594	5
12.2	3"	300#	DUAL PLATE CHECK VALVE, A216 WCB BODY, TRIM 8, WAFER TYPE, DESIGN TO API594	18
	4"	300#	DUAL PLATE CHECK VALVE, A216 WCB BODY, TRIM 8, WAFER TYPE, DESIGN TO API594	0
300# - DUAL PLATE CHECK VALVE WCB Body / Trim 8 / WAFER TYPE				
12.3	2"	300#	DUAL PLATE CHECK VALVE, ASTM A216 WCB BODY, TRIM 8 (13%CR+HFS), WAFER TYPE	7
	3"	300#	DUAL PLATE CHECK VALVE, ASTM A216 WCB BODY, TRIM 8 (13%CR+HFS), WAFER TYPE	8
	4"	300#	DUAL PLATE CHECK VALVE, ASTM A216 WCB BODY, TRIM 8 (13%CR+HFS), WAFER TYPE	0
	6"	300#	DUAL PLATE CHECK VALVE, ASTM A216 WCB BODY, TRIM 8 (13%CR+HFS), WAFER TYPE	5
300# - DUAL PLATE CHECK VALVE WCB Body / SS316 Trim / WAFER TYPE				
12.4	2"	300#	DUAL PLATE CHECK VALVE, ASTM A216 WCB BODY, SS316 TRIM, SS316 DISC, WAFER TYPE	2
	3"	300#	DUAL PLATE CHECK VALVE, ASTM A216 WCB BODY, SS316 TRIM, SS316 DISC, WAFER TYPE	8
	4"	300#	DUAL PLATE CHECK VALVE, ASTM A216 WCB BODY, SS316 TRIM, SS316 DISC, WAFER TYPE	6
	6"	300#	DUAL PLATE CHECK VALVE, ASTM A216 WCB BODY, SS316 TRIM, SS316 DISC, WAFER TYPE	2



VALVULAS FEVISA, S.A.U.


Calle de La Siderurgia, Parcela 4 -1, Apartado 29
Ciudad Industrial "Valnalon".

33930 - La Felguera - (Asturias) - SPAIN

Teléfono: +34 985 690 579 - Fax: +34 985 698 504

www.valvulasfevisa.com

150# - DUAL PLATE CHECK VALVE WCB Body / Trim 8 / WAFER TYPE				
12.5	2"	150#	DUAL PLATE CHECK VALVE, A216 WCB BODY, DISC CA15, WAFER TYPE, DESIGN TO API594	0
	3"	150#	DUAL PLATE CHECK VALVE, A216 WCB BODY, DISC CA15, WAFER TYPE, DESIGN TO API594	0
	4"	150#	DUAL PLATE CHECK VALVE, A216 WCB BODY, DISC CA15, WAFER TYPE, DESIGN TO API594	14
	6"	150#	DUAL PLATE CHECK VALVE, A216 WCB BODY, DISC A216 WCB, WAFER TYPE, DESIGN TO API594	30
	8"	150#	DUAL PLATE CHECK VALVE, A216 WCB BODY, DISC CA15, WAFER TYPE, DESIGN TO API594	0
	10"	150#	DUAL PLATE CHECK VALVE, A216 WCB BODY, DISC CA15, WAFER TYPE, DESIGN TO API594	9
150# - DUAL PLATE CHECK VALVE WCB Body / Trim 8 / WAFER TYPE				
12.6	2"	150#	DUAL PLATE CHECK VALVE, ASTM A216 WCB BODY, TRIM 8 (13%CR+HFS), WAFER TYPE	16
	3"	150#	DUAL PLATE CHECK VALVE, ASTM A216 WCB BODY, TRIM 8 (13%CR+HFS), WAFER TYPE	29
	6"	150#	DUAL PLATE CHECK VALVE, ASTM A216 WCB BODY, TRIM 8 (13%CR+HFS), WAFER TYPE	20
	8"	150#	DUAL PLATE CHECK VALVE, ASTM A216 WCB BODY, TRIM 8 (13%CR+HFS), WAFER TYPE	19
150# - DUAL PLATE CHECK VALVE WCB Body / SS316 Trim / WAFER TYPE				
12.7	2"	150#	DUAL PLATE CHECK VALVE, ASTM A216 WCB BODY, SS316 TRIM, SS316 DISC, WAFER TYPE	2
	3"	150#	DUAL PLATE CHECK VALVE, ASTM A216 WCB BODY, SS316 TRIM, SS316 DISC, WAFER TYPE	9
	4"	150#	DUAL PLATE CHECK VALVE, ASTM A216 WCB BODY, SS316 TRIM, SS316 DISC, WAFER TYPE	10
	6"	150#	DUAL PLATE CHECK VALVE, ASTM A216 WCB BODY, SS316 TRIM, SS316 DISC, WAFER TYPE	6
	8"	150#	DUAL PLATE CHECK VALVE, ASTM A216 WCB BODY, SS316 TRIM, SS316 DISC, WAFER TYPE	0
13 PLUG VALVE WCB Body / SS316 Trim LUBRICATED TYPE				
13.1	2"	150#	PLUG VALVE, ASTM A216 WCB BODY, SS316 TRIM, LUBRICATED TYPE DISC, LEVER OPERATED, FLANGED RF	16
	3"	150#	PLUG VALVE, ASTM A216 WCB BODY, SS316 TRIM, LUBRICATED TYPE DISC, LEVER OPERATED, FLANGED RF	17
	4"	150#	PLUG VALVE, ASTM A216 WCB BODY, SS316 TRIM, LUBRICATED TYPE DISC, LEVER OPERATED, FLANGED RF	14
14 CARBON STEEL BUTTERFLY VALVES - WAFER AND FLANGED END CONNECTION				
14.1	2"	150#	BUTTERFLY VALVE, A216 WCB BODY, TRIM 13% CR, LEVER OPERATED, WAFER TYPE, DESIGN TO API609	2
	2"	150#	BUTTERFLY VALVE, A216 WCB BODY, TRIM WCB, PTFE SEAT, LEVER OPERATED, RF END, DESIGN TO API609	17
	3"	150#	BUTTERFLY VALVE, A216 WCB BODY, TRIM 13% CR, LEVER OPERATED, WAFER TYPE, DESIGN TO API609	0
	4"	150#	BUTTERFLY VALVE, A216 WCB BODY, TRIM 13% CR, LEVER OPERATED, WAFER TYPE, DESIGN TO API609	0
	6"	150#	BUTTERFLY VALVE, A216 WCB BODY, TRIM 13% CR, GEAR OPERATED, WAFER TYPE, DESIGN TO API609	0
	8"	150#	BUTTERFLY VALVE, A216 WCB BODY, TRIM 13% CR, GEAR OPERATED, WAFER TYPE, DESIGN TO API609	3
	10"	150#	BUTTERFLY VALVE, A216 WCB BODY, TRIM 13% CR, GEAR OPERATED, WAFER TYPE, DESIGN TO API609	0



VALVULAS FEVISA, S.A.U.


Calle de La Siderurgia, Parcela 4 -1, Apartado 29
Ciudad Industrial "Valnalon".

33930 - La Felguera - (Asturias) - SPAIN

Teléfono: +34 985 690 579 - Fax: +34 985 698 504

www.valvulasfevisa.com

	12"	150#	BUTTERFLY VALVE, A216 WCB BODY, TRIM F6, GEAR OPERATED, WAFER TYPE, DESIGN TO API609	0
14.2	2"	PN10	BUTTERFLY VALVE, PN10, A216 WCB BODY, DISC WCB, SHAFT SS416, SEAT EPDM, LEVER OPERATED, FLANGED RF, DESIGN TO API609	48
	3"	PN10	BUTTERFLY VALVE, PN10, A216 WCB BODY, DISC WCB, SHAFT SS416, SEAT EPDM, LEVER OPERATED, FLANGED RF, DESIGN TO API609	30
	4"	PN10	BUTTERFLY VALVE, PN10, A216 WCB BODY, DISC WCB, SHAFT SS416, SEAT EPDM, LEVER OPERATED, FLANGED RF, DESIGN TO API609	2
	6"	PN10	BUTTERFLY VALVE, PN10, A216 WCB BODY, DISC WCB, SHAFT SS416, SEAT EPDM, GEAR OPERATED, FLANGED RF, DESIGN TO API609	0
	8"	PN10	BUTTERFLY VALVE, PN10, A216 WCB BODY, DISC WCB, SHAFT SS416, SEAT EPDM, GEAR OPERATED, FLANGED RF, DESIGN TO API609	6
	10"	PN10	BUTTERFLY VALVE, PN10, A216 WCB BODY, DISC WCB, SHAFT SS416, SEAT EPDM, GEAR OPERATED, FLANGED RF, DESIGN TO API609	10
14.3	8"	150#	BUTTERFLY VALVE, A395 DUCTILE IRON BODY, TRIM A395, LEVER OPERATED, WAFER TYPE, DESIGN TO API609	6
	10"	150#	BUTTERFLY VALVE, A395 DUCTILE IRON BODY, TRIM A395, LEVER OPERATED, WAFER TYPE, DESIGN TO API609	10
	12"	150#	BUTTERFLY VALVE, A395 DUCTILE IRON BODY, TRIM A395, LEVER OPERATED, WAFER TYPE, DESIGN TO API609	1
150# - BUTTERFLY VALVE DUCTILE IRON Body / SS316 Trim / EPDM / WAFER TYPE				
14.4	2"	150#	BUTTERFLY VALVE, DUCTILE IRON BODY, SS316 TRIM, EPDM SEAT, CONCENTRIC TYPE, LEVER OPERATED, WAFER TYPE	50
	4"	150#	BUTTERFLY VALVE, DUCTILE IRON BODY, SS316 TRIM, EPDM SEAT, CONCENTRIC TYPE, LEVER OPERATED, WAFER TYPE	28
	6"	150#	BUTTERFLY VALVE, DUCTILE IRON BODY, SS316 TRIM, EPDM SEAT, CONCENTRIC TYPE, LEVER OPERATED, WAFER TYPE	43
	8"	150#	BUTTERFLY VALVE, DUCTILE IRON BODY, SS316 TRIM, EPDM SEAT, CONCENTRIC TYPE, LEVER OPERATED, WAFER TYPE	8
	10"	150#	BUTTERFLY VALVE, DUCTILE IRON BODY, SS316 TRIM, EPDM SEAT, CONCENTRIC TYPE, GEAR OPERATED, WAFER TYPE	8
	12"	150#	BUTTERFLY VALVE, DUCTILE IRON BODY, SS316 TRIM, EPDM SEAT, CONCENTRIC TYPE, GEAR OPERATED, WAFER TYPE	6
150# - BUTTERFLY VALVE DUCTILE IRON Body / BRONZE Trim / EPDM / WAFER TYPE				
14.5	2"	150#	BUTTERFLY VALVE, DUCTILE IRON BODY, BRONZE TRIM, EPDM SEAT, CONCENTRIC TYPE, LEVER OPERATED, WAFER TYPE	50
	4"	150#	BUTTERFLY VALVE, DUCTILE IRON BODY, BRONZE TRIM, EPDM SEAT, CONCENTRIC TYPE, LEVER OPERATED, WAFER TYPE	50
	6"	150#	BUTTERFLY VALVE, DUCTILE IRON BODY, BRONZE TRIM, EPDM SEAT, CONCENTRIC TYPE, LEVER OPERATED, WAFER TYPE	50
	8"	150#	BUTTERFLY VALVE, DUCTILE IRON BODY, BRONZE TRIM, EPDM SEAT, CONCENTRIC TYPE, LEVER OPERATED, WAFER TYPE	10
	10"	150#	BUTTERFLY VALVE, DUCTILE IRON BODY, BRONZE TRIM, EPDM SEAT, CONCENTRIC TYPE, GEAR OPERATED, WAFER TYPE	0



VALVULAS FEVISA, S.A.U.


Calle de La Siderurgia, Parcela 4 -1, Apartado 29
Ciudad Industrial "Valnalón".

33930 - La Felguera - (Asturias) - SPAIN

Teléfono: +34 985 690 579 - Fax: +34 985 698 504

www.valvulasfevisa.com

	12"	150#	BUTTERFLY VALVE, DUCTILE IRON BODY, BRONZE TRIM, EPDM SEAT, CONCENTRIC TYPE, GEAR OPERATED, WAFER TYPE	10
15	CARBON STEEL Y STRAINER - FLANGED END CONNECTION			
15.1	4"	900#	Y STRAINER, A216 WCB BODY, TRIM SS316, MESH 40 MICRON, REDUCED BORE, FLANGED RTJ, DESIGN TO ASME B16.34	0
15.2	2"	300#	Y STRAINER, A216 WCB BODY, TRIM SS316, MESH 40 MICRON, FLANGED RF, DESIGN TO ASME B16.34	14
	3"	300#	Y STRAINER, A216 WCB BODY, TRIM SS316, MESH 40 MICRON, FLANGED RF, DESIGN TO ASME B16.34	12
	4"	300#	Y STRAINER, A216 WCB BODY, TRIM SS316, MESH 40 MICRON, FLANGED RF, DESIGN TO ASME B16.34	28
	6"	300#	Y STRAINER, A216 WCB BODY, TRIM SS316, MESH 40 MICRON, FLANGED RF, DESIGN TO ASME B16.34	5
	8"	300#	Y STRAINER, A216 WCB BODY, TRIM SS316, MESH 40 MICRON, FLANGED RF, DESIGN TO ASME B16.34	10
	10"	300#	Y STRAINER, A216 WCB BODY, TRIM SS316, MESH 40 MICRON, FLANGED RF, DESIGN TO ASME B16.34	4
15.3	2"	150#	Y STRAINER, A216 WCB BODY, TRIM SS316, MESH 40 MICRON, FLANGED RF, DESIGN TO ASME B16.34	96
	3"	150#	Y STRAINER, A216 WCB BODY, TRIM SS316, MESH 40 MICRON, FLANGED RF, DESIGN TO ASME B16.34	8
	4"	150#	Y STRAINER, A216 WCB BODY, TRIM SS316, MESH 40 MICRON, FLANGED RF, DESIGN TO ASME B16.34	3
	6"	150#	Y STRAINER, A216 WCB BODY, TRIM SS316, MESH 40 MICRON, FLANGED RF, DESIGN TO ASME B16.34	52
	8"	150#	Y STRAINER, A216 WCB BODY, TRIM SS316, MESH 40 MICRON, FLANGED RF, DESIGN TO ASME B16.34	54
	10"	150#	Y STRAINER, A216 WCB BODY, TRIM SS316, MESH 40 MICRON, FLANGED RF, DESIGN TO ASME B16.34	11
12"	150#	Y STRAINER, A216 WCB BODY, TRIM SS316, MESH 40 MICRON, FLANGED RF, DESIGN TO ASME B16.34	8	
15.4	1"	150#	Y STRAINER, A105 BODY, TRIM SS316, MESH 40 MICRON, REDUCED BORE, FLANGED RF, DESIGN TO ASME B16.34	20
16	FORGED TRUNNION BALL VALVE - FLANGED-			
16.1	2"	2500#	TRUNNION BALL VALVE, A105 BODY, TRIM F316, SEAT DEVLON, GEAR OPERATED FULL BORE, FLANGED RTJ END, DESIGN TO API6D	0
	3"	2500#	TRUNNION BALL VALVE, A105 BODY, TRIM F316, SEAT DEVLON, GEAR OPERATED FULL BORE, FLANGED RTJ END, DESIGN TO API6D	12
	3"	2500#	TRUNNION BALL VALVE, A105 BODY, TRIM F316, SEAT PEEK, GEAR OPERATED FULL BORE, FLANGED RTJ END, DESIGN TO API6D	21
	4"	2500#	TRUNNION BALL VALVE, A105 BODY, TRIM F316, SEAT NYLON, GEAR OPERATED FULL BORE, FLANGED RTJ END, DESIGN TO API6D	16
	6"	2500#	TRUNNION BALL VALVE, A105 BODY, TRIM F316, SEAT NYLON, GEAR OPERATED FULL BORE, FLANGED RTJ END, DESIGN TO API6D	3



VALVULAS FEVISA, S.A.U.


Calle de La Siderurgia, Parcela 4 -1, Apartado 29
Ciudad Industrial "Valnalón".

33930 - La Felguera - (Asturias) - SPAIN

Teléfono: +34 985 690 579 - Fax: +34 985 698 504

www.valvulasfevisa.com

	8"	2500#	TRUNNION BALL VALVE, A105 BODY, TRIM F316, SEAT NYLON, GEAR OPERATED FULL BORE, FLANGED RTJ END, DESIGN TO API6D	5
16.2	6"	1500#	TOP ENTRY TRUNNION BALL VALVE, A105 BODY, TRIM F316, SEAT NYLON, GEAR OPERATED FULL BORE, FLANGED RTJ END, DESIGN TO API6D	5
16.3	2"	1500#	TRUNNION BALL VALVE, A105 BODY, TRIM F316, SEAT NYLON, GEAR OPERATED FULL BORE, FLANGED RTJ END, DESIGN TO API6D	33
	2"	1500#	TRUNNION BALL VALVE, A105 BODY, TRIM F316, SEAT NYLON, GEAR OPERATED FULL BORE, FLANGED RF END, DESIGN TO API6D	20
	2"	1500#	TRUNNION BALL VALVE, A105 BODY, TRIM F316, SEAT NYLON, LEVER OPERATED FULL BORE, FLANGED RTJ END, DESIGN TO API6D	15
	2"	1500#	TRUNNION BALL VALVE, A105 BODY, TRIM F316, SEAT NYLON, LEVER OPERATED FULL BORE, FLANGED RF END, DESIGN TO API6D	15
	3"	1500#	TRUNNION BALL VALVE, A105 BODY, TRIM F316, SEAT DEVLON, GEAR OPERATED FULL BORE, FLANGED RTJ END, DESIGN TO API6D	1
	4"	1500#	TRUNNION BALL VALVE, A105 BODY, TRIM F316, SEAT NYLON, GEAR OPERATED FULL BORE, FLANGED RTJ END, DESIGN TO API6D	1
	4"	1500#	TRUNNION BALL VALVE, A105 BODY, TRIM F316, SEAT NYLON, GEAR OPERATED FULL BORE, FLANGED RF END, DESIGN TO API6D	0
	4"	1500#	TRUNNION BALL VALVE, A105 BODY, TRIM F316, SEAT PEEK, GEAR OPERATED FULL BORE, FLANGED RTJ END, DESIGN TO API6D	10
	6"	1500#	TRUNNION BALL VALVE, A105 BODY, TRIM F316, SEAT DEVLON, GEAR OPERATED FULL BORE, FLANGED RTJ END, DESIGN TO API6D	10
8"	1500#	TRUNNION BALL VALVE, A105 BODY, TRIM F316, SEAT NYLON, GEAR OPERATED FULL BORE, FLANGED RTJ END, DESIGN TO API6D	5	
16.4	3"	900#	TRUNNION BALL VALVE, A105 BODY, TRIM A105+ENP, SEAT NYLON, LEVER OPERATED FULL BORE, FLANGED RTJ END, DESIGN TO API6D	1
	3"	900#	TRUNNION BALL VALVE, A105 BODY, TRIM A105+ENP, SEAT NYLON, GEAR OPERATED FULL BORE, FLANGED RF END, DESIGN TO API6D	5
	4"	900#	TRUNNION BALL VALVE, A105 BODY, TRIM A105+ENP, SEAT NYLON, GEAR OPERATED FULL BORE, FLANGED RTJ END, DESIGN TO API6D	0
	6"	900#	TRUNNION BALL VALVE, A105 BODY, TRIM A105+ENP, SEAT NYLON, GEAR OPERATED FULL BORE, FLANGED RTJ END, DESIGN TO API6D	5
	8"	900#	TRUNNION BALL VALVE, A105 BODY, TRIM A105+ENP, SEAT NYLON, GEAR OPERATED FULL BORE, FLANGED RTJ END, DESIGN TO API6D	38
	10"	900#	TRUNNION BALL VALVE, A105 BODY, TRIM A105+ENP, SEAT NYLON, GEAR OPERATED FULL BORE, FLANGED RTJ END, DESIGN TO API6D	0
12"	900#	TRUNNION BALL VALVE, A105 BODY, TRIM A105+ENP, SEAT NYLON, GEAR OPERATED FULL BORE, FLANGED RTJ END, DESIGN TO API6D	5	
16.5	8"	900#	TRUNNION BALL VALVE, A105 BODY, TRIM F316, SEAT NYLON, GEAR OPERATED FULL BORE, FLANGED RTJ END, DESIGN TO API6D	2
17	FORGED FLOATING BALL VALVE - FLANGED-			
17.1	1/2"	1500#	FLOATING BALL VALVE, A105 BODY, TRIM F316, SEAT NYLON, LEVER OPERATED FULL BORE, FLANGED RTJ END, DESIGN TO API 6D	50
	1/2"	1500#	FLOATING BALL VALVE, A105 BODY, TRIM F316, SEAT NYLON, LEVER OPERATED FULL BORE, FLANGED RF END, DESIGN TO API 6D	10



VALVULAS FEVISA, S.A.U.


Calle de La Siderurgia, Parcela 4 -1, Apartado 29
Ciudad Industrial "Valnalon".

33930 - La Felguera - (Asturias) - SPAIN

Teléfono: +34 985 690 579 - Fax: +34 985 698 504

www.valvulasfevisa.com

	3/4"	1500#	FLOATING BALL VALVE, A105 BODY, TRIM F316, SEAT NYLON, LEVER OPERATED FULL BORE, FLANGED RTJ END, DESIGN TO API 6D	55
	3/4"	1500#	FLOATING BALL VALVE, A105 BODY, TRIM F316, SEAT NYLON, LEVER OPERATED FULL BORE, FLANGED RF END, DESIGN TO API 6D	10
	1"	1500#	FLOATING BALL VALVE, A105 BODY, TRIM F316, SEAT NYLON, LEVER OPERATED FULL BORE, FLANGED RTJ END, DESIGN TO API 6D	21
	1 1/2"	1500#	FLOATING BALL VALVE, A105 BODY, TRIM F316, SEAT NYLON, LEVER OPERATED FULL BORE, FLANGED RTJ END, DESIGN TO API 6D	25
17.2	1/2"	1500#	FLOATING BALL VALVE, F316L BODY, TRIM F316, SEAT CPTFE, LEVER OPERATED FULL BORE, FLANGED RTJ END, DESIGN TO API 6D	3
17.3	3/4"	900#	FLOATING BALL VALVE, A105 BODY, TRIM SS316, SEAT DEVLON, LEVER OPERATED FULL BORE, FLANGED RF END, DESIGN TO API 6D	9
18	FORGED FLOATING BALL VALVES CS- FNPT AND SW END CONNECTION			
18.1	1/2"	1500#	FLOATING BALL VALVE, 1500#, A105 BODY, TRIM F316, SEAT PTFE, LEVER OPERATED FULL BORE, 3-PC DESIGN, FNPT END, DESIGN TO API 6D	157
	3/4"	1500#	FLOATING BALL VALVE, 1500#, A105 BODY, TRIM F316, SEAT RPTFE, LEVER OPERATED FULL BORE, 3-PC DESIGN, FNPT END, DESIGN TO API 6D	346
	1"	1500#	FLOATING BALL VALVE, 1500#, A105 BODY, TRIM F316, SEAT DERLIN, LEVER OPERATED FULL BORE, 3-PC DESIGN, FNPT END, DESIGN TO API 6D	955
	1 1/4"	1500#	FLOATING BALL VALVE, 1500#, A105 BODY, TRIM F316, SEAT PTFE, LEVER OPERATED FULL BORE, 3-PC DESIGN, FNPT END, DESIGN TO API 6D	65
	1 1/2"	1500#	FLOATING BALL VALVE, 1500#, A105 BODY, TRIM F316, SEAT PTFE, LEVER OPERATED FULL BORE, 3-PC DESIGN, FNPT END, DESIGN TO API 6D	197
	2"	1500#	FLOATING BALL VALVE, 1500#, A105 BODY, TRIM F316, SEAT DERLIN, LEVER OPERATED FULL BORE, 3-PC DESIGN, FNPT END, DESIGN TO API 6D	383
18.2	1/2"	1500#	FLOATING BALL VALVE, 1500#, A105 BODY, TRIM F316, SEAT MOLON, LEVER OPERATED FULL BORE, 3-PC DESIGN, SW END, DESIGN TO API 6D	432
	3/4"	1500#	FLOATING BALL VALVE, 1500#, A105 BODY, TRIM F316, SEAT RPTFE, LEVER OPERATED FULL BORE, 3-PC DESIGN, SW END, DESIGN TO API 6D	315
	1"	1500#	FLOATING BALL VALVE, 1500#, A105 BODY, TRIM F316, SEAT RPTFE, LEVER OPERATED FULL BORE, 3-PC DESIGN, SW END, DESIGN TO API 6D	0
18.3	1/2"	1500#	FLOATING BALL VALVE, 1500#, A105 BODY, TRIM F316, SEAT PTFE, LEVER OPERATED REDUCED BORE, 3-PC DESIGN, FNPT END, DESIGN TO API 6D	1
	3/4"	1500#	FLOATING BALL VALVE, 1500#, A105 BODY, TRIM F316, SEAT PTFE, LEVER OPERATED REDUCED BORE, 3-PC DESIGN, FNPT END, DESIGN TO API 6D	72
	1"	1500#	FLOATING BALL VALVE, 1500#, A105 BODY, TRIM F316, SEAT PTFE, LEVER OPERATED REDUCED BORE, 3-PC DESIGN, FNPT END, DESIGN TO API 6D	
	1 1/4"	1500#	FLOATING BALL VALVE, 1500#, A105 BODY, TRIM F316, SEAT PTFE, LEVER OPERATED REDUCED BORE, 3-PC DESIGN, FNPT END, DESIGN TO API 6D	19
	1 1/2"	1500#	FLOATING BALL VALVE, 1500#, A105 BODY, TRIM F316, SEAT PTFE, LEVER OPERATED REDUCED BORE, 3-PC DESIGN, FNPT END, DESIGN TO API 6D	141
	2"	1500#	FLOATING BALL VALVE, 1500#, A105 BODY, TRIM F316, SEAT PTFE, LEVER OPERATED REDUCED BORE, 3-PC DESIGN, FNPT END, DESIGN TO API 6D	14
18.4	1/2"	800#	FLOATING BALL VALVE, A105 BODY, TRIM F316, SEAT PTFE, LEVER OPERATED FULL BORE, 3-PC DESIGN, FNPT END, DESIGN TO API 6D	2347



VALVULAS FEVISA, S.A.U.


Calle de La Siderurgia, Parcela 4 -1, Apartado 29
Ciudad Industrial "Valnalon".

33930 - La Felguera - (Asturias) - SPAIN

Teléfono: +34 985 690 579 - Fax: +34 985 698 504

www.valvulasfevisa.com

	3/4"	800#	FLOATING BALL VALVE, A105 BODY, TRIM F316, SEAT PTFE, LEVER OPERATED FULL BORE, 3-PC DESIGN, FNPT END, DESIGN TO API 6D	435
	3/4"	800#	FLOATING BALL VALVE, A105 BODY, TRIM F316, SEAT PTFE, LEVER OPERATED FULL BORE, 3-PC DESIGN, FNPT END WITH NIPPLE 100MM, DESIGN TO API 6D	83
	1"	800#	FLOATING BALL VALVE, A105 BODY, TRIM F316, SEAT CPTFE, LEVER OPERATED FULL BORE, 3-PC DESIGN, FNPT END, DESIGN TO API 6D	796
	1 1/4"	800#	FLOATING BALL VALVE, A105 BODY, TRIM F316, SEAT PTFE, LEVER OPERATED FULL BORE, 3-PC DESIGN, FNPT END, DESIGN TO API 6D	150
	1 1/2"	800#	FLOATING BALL VALVE, A105 BODY, TRIM F316, SEAT PTFE, LEVER OPERATED FULL BORE, 3-PC DESIGN, FNPT END, DESIGN TO API 6D	297
	2"	800#	FLOATING BALL VALVE, A105 BODY, TRIM F316, SEAT PTFE, LEVER OPERATED FULL BORE, 3-PC DESIGN, FNPT END, DESIGN TO API 6D	1117
18.5	1/2"	800#	FLOATING BALL VALVE, A105 BODY, TRIM F316, SEAT PTFE, LEVER OPERATED FULL BORE, 3-PC DESIGN, SW END, DESIGN TO API 6D	917
	3/4"	800#	FLOATING BALL VALVE, A105 BODY, TRIM F316, SEAT PTFE, LEVER OPERATED FULL BORE, 3-PC DESIGN, SW END, DESIGN TO API 6D	450
	1"	800#	FLOATING BALL VALVE, A105 BODY, TRIM F316, SEAT PTFE, LEVER OPERATED FULL BORE, 3-PC DESIGN, SW END, DESIGN TO API 6D	470
	1 1/4"	800#	FLOATING BALL VALVE, A105 BODY, TRIM F316, SEAT PTFE, LEVER OPERATED FULL BORE, 3-PC DESIGN, SW END, DESIGN TO API 6D	100
	1 1/2"	800#	FLOATING BALL VALVE, A105 BODY, TRIM F316, SEAT PTFE, LEVER OPERATED FULL BORE, 3-PC DESIGN, SW END, DESIGN TO API 6D	290
	2"	800#	FLOATING BALL VALVE, A105 BODY, TRIM F316, SEAT PTFE, LEVER OPERATED FULL BORE, 3-PC DESIGN, SW END, DESIGN TO API 6D	488
18.6	1/4"	800#	FLOATING BALL VALVE, A105 BODY, TRIM F316, SEAT PTFE, LEVER OPERATED REDUCED BORE, 1-PC DESIGN, FNPT END, DESIGN TO API 6D	46
	3/4"	800#	FLOATING BALL VALVE, A105 BODY, TRIM F316, SEAT PTFE, LEVER OPERATED REDUCED BORE, 1-PC DESIGN, FNPT END, DESIGN TO API 6D	71
	1 1/4"	800#	FLOATING BALL VALVE, A105 BODY, TRIM F316, SEAT PTFE, LEVER OPERATED REDUCED BORE, 1-PC DESIGN, FNPT END, DESIGN TO API 6D	50
	1 1/2"	800#	FLOATING BALL VALVE, A105 BODY, TRIM F316, SEAT PTFE, LEVER OPERATED REDUCED BORE, 1-PC DESIGN, FNPT END, DESIGN TO API 6D	126
	2"	800#	FLOATING BALL VALVE, A105 BODY, TRIM F316, SEAT PTFE, LEVER OPERATED REDUCED BORE, 1-PC DESIGN, FNPT END, DESIGN TO API 6D	1
	3/4"	800#	FLOATING BALL VALVE, A105 BODY, TRIM F316, SEAT PTFE, LEVER OPERATED REDUCED BORE, 3-PC DESIGN, FNPT END, DESIGN TO API 6D	1
	1 1/2"	800#	FLOATING BALL VALVE, A105 BODY, TRIM F316, SEAT PTFE, LEVER OPERATED REDUCED BORE, 3-PC DESIGN, FNPT END, DESIGN TO API 6D	30
	2"	800#	FLOATING BALL VALVE, A105 BODY, TRIM F316, SEAT PTFE, LEVER OPERATED REDUCED BORE, 3-PC DESIGN, FNPT END, DESIGN TO API 6D	1
18.7	2"	800#	FLOATING BALL VALVE, A105 BODY, TRIM F316, SEAT PTFE, LEVER OPERATED REDUCED BORE, 3-PC DESIGN, SW END, DESIGN TO API 6D	50
18.8	1/4"	800#	FLOATING BALL VALVE, A105 BODY, TRIM F316, SEAT PTFE, LEVER OPERATED REDUCED BORE, 1-PC DESIGN, SW END, DESIGN TO API 6D	40



VALVULAS FEVISA, S.A.U.


Calle de La Siderurgia, Parcela 4 -1, Apartado 29
Ciudad Industrial "Valnalon".

33930 - La Felguera - (Asturias) - SPAIN

Teléfono: +34 985 690 579 - Fax: +34 985 698 504

www.valvulasfevisa.com

	1/2"	800#	FLOATING BALL VALVE, A105 BODY, TRIM F316, SEAT PTFE, LEVER OPERATED REDUCED BORE, 1-PC DESIGN, SW END, DESIGN TO API 6D	510
	3/4"	800#	FLOATING BALL VALVE, A105 BODY, TRIM F316, SEAT PTFE, LEVER OPERATED REDUCED BORE, 1-PC DESIGN, SW END, DESIGN TO API 6D	453
	1"	800#	FLOATING BALL VALVE, A105 BODY, TRIM F316, SEAT PTFE, LEVER OPERATED REDUCED BORE, 1-PC DESIGN, SW END, DESIGN TO API 6D	12
	1 1/4"	800#	FLOATING BALL VALVE, A105 BODY, TRIM F316, SEAT PTFE, LEVER OPERATED REDUCED BORE, 1-PC DESIGN, SW END, DESIGN TO API 6D	16
	1 1/2"	800#	FLOATING BALL VALVE, A105 BODY, TRIM F316, SEAT PTFE, LEVER OPERATED REDUCED BORE, 1-PC DESIGN, SW END, DESIGN TO API 6D	194
	2"	800#	FLOATING BALL VALVE, A105 BODY, TRIM F316, SEAT PTFE, LEVER OPERATED REDUCED BORE, 1-PC DESIGN, SW END, DESIGN TO API 6D	3
6000 PSI BALL VALVES - A105 - FNPT ENDS				
18.8	1/2"	6000 PSI	BALL VALVE, A105 BODY, SS316 TRIM, FLOATING, FULL BORE, LEVER OPERATED, FNPT ENDS	47
	3/4"	6000 PSI	BALL VALVE, A105 BODY, SS316 TRIM, FLOATING, FULL BORE, LEVER OPERATED, FNPT ENDS	137
	1"	6000 PSI	BALL VALVE, A105 BODY, SS316 TRIM, FLOATING, FULL BORE, LEVER OPERATED, FNPT ENDS	91
	1 1/2"	6000 PSI	BALL VALVE, A105 BODY, SS316 TRIM, FLOATING, FULL BORE, LEVER OPERATED, FNPT ENDS	58
	2"	6000 PSI	BALL VALVE, A105 BODY, SS316 TRIM, FLOATING, FULL BORE, LEVER OPERATED, FNPT ENDS	93
1000 PSI BALL VALVES - WCB/SS316/PTFE - FNPT ENDS				
18.9	1/2"	1000 PSI	BALL VALVE, A216 WCB BODY, SS316 TRIM, PTFE SEAT, FLOATING, FULL BORE, LEVER OPERATED, FNPT ENDS	1179
	3/4"	1000 PSI	BALL VALVE, A216 WCB BODY, SS316 TRIM, PTFE SEAT, FLOATING, FULL BORE, LEVER OPERATED, FNPT ENDS	0
	1"	1000 PSI	BALL VALVE, A216 WCB BODY, SS316 TRIM, PTFE SEAT, FLOATING, FULL BORE, LEVER OPERATED, FNPT ENDS	268
	1 1/4"	1000 PSI	BALL VALVE, A216 WCB BODY, SS316 TRIM, PTFE SEAT, FLOATING, FULL BORE, LEVER OPERATED, FNPT ENDS	55
	1 1/2"	1000 PSI	BALL VALVE, A216 WCB BODY, SS316 TRIM, PTFE SEAT, FLOATING, FULL BORE, LEVER OPERATED, FNPT ENDS	467
	2"	1000 PSI	BALL VALVE, A216 WCB BODY, SS316 TRIM, PTFE SEAT, FLOATING, FULL BORE, LEVER OPERATED, FNPT ENDS	78
800#-FORGED BALL VALVES LF2/SS316/NPT/SOFT SEAT				
18.1	1/2"	800#	BALL VALVE, LF2 BODY, SS316 TRIM, PTFE SEAT, FLOATING BALL, FULL BORE, LEVER OPERATED, FNPT ENDS, DESIGN API 6D	9
	3/4"	800#	BALL VALVE, LF2 BODY, SS316 TRIM, PTFE SEAT, FLOATING BALL, FULL BORE, LEVER OPERATED, FNPT ENDS, DESIGN API 6D	0
	1"	800#	BALL VALVE, LF2 BODY, SS316 TRIM, PTFE SEAT, FLOATING BALL, FULL BORE, LEVER OPERATED, FNPT ENDS, DESIGN API 6D	0



VALVULAS FEVISA, S.A.U.


Calle de La Siderurgia, Parcela 4 -1, Apartado 29
Ciudad Industrial "Valnalon".

33930 - La Felguera - (Asturias) - SPAIN

Teléfono: +34 985 690 579 - Fax: +34 985 698 504

www.valvulasfevisa.com

	1 1/2"	800#	BALL VALVE, LF2 BODY, SS316 TRIM, PTFE SEAT, FLOATING BALL, FULL BORE, LEVER OPERATED, FNPT ENDS, DESIGN API 6D	10
	2"	800#	BALL VALVE, LF2 BODY, SS316 TRIM, PTFE SEAT, FLOATING BALL, FULL BORE, LEVER OPERATED, FNPT ENDS, DESIGN API 6D	8
19	FORGED FLOATING BALL VALVES SS - FNPT AND SW END CONNECTION			
6000 PSI BALL VALVES - F316 - FNPT ENDS				
19.1	1/2"	6000 PSI	BALL VALVE, F316 BODY, SS316 TRIM, FLOATING, FULL BORE, LEVER OPERATED, FNPT ENDS	52
	3/4"	6000 PSI	BALL VALVE, F316 BODY, SS316 TRIM, FLOATING, FULL BORE, LEVER OPERATED, FNPT ENDS	32
	1"	6000 PSI	BALL VALVE, F316 BODY, SS316 TRIM, FLOATING, FULL BORE, LEVER OPERATED, FNPT ENDS	26
	1 1/2"	6000 PSI	BALL VALVE, F316 BODY, SS316 TRIM, FLOATING, FULL BORE, LEVER OPERATED, FNPT ENDS	39
	2"	6000 PSI	BALL VALVE, F316 BODY, SS316 TRIM, FLOATING, FULL BORE, LEVER OPERATED, FNPT ENDS	23
19.2	1/2"	1500#	FLOATING BALL VALVE, 1500#, F316 BODY, TRIM F316, SEAT PTFE, LEVER OPERATED FULL BORE, 2-PC DESIGN, FNPT END, DESIGN TO API 6D	
	3/4"	1500#	FLOATING BALL VALVE, 1500#, F316 BODY, TRIM F316, SEAT PTFE, LEVER OPERATED FULL BORE, 2-PC DESIGN, FNPT END, DESIGN TO API 6D	12
	1"	1500#	FLOATING BALL VALVE, 1500#, F316 BODY, TRIM F316, SEAT PTFE, LEVER OPERATED FULL BORE, 2-PC DESIGN, FNPT END, DESIGN TO API 6D	
	1 1/2"	1500#	FLOATING BALL VALVE, 1500#, F316 BODY, TRIM F316, SEAT PTFE, LEVER OPERATED FULL BORE, 2-PC DESIGN, FNPT END, DESIGN TO API 6D	9
	2"	1500#	FLOATING BALL VALVE, 1500#, F316 BODY, TRIM F316, SEAT PTFE, LEVER OPERATED FULL BORE, 2-PC DESIGN, FNPT END, DESIGN TO API 6D	13
19.3	1/2"	1500#	FLOATING BALL VALVE, 1500#, F316L BODY, TRIM F316, SEAT RPTFE, LEVER OPERATED FULL BORE, 3-PC DESIGN, FNPT END, DESIGN TO API 6D	
	3/4"	1500#	FLOATING BALL VALVE, 1500#, F316L BODY, TRIM F316, SEAT RPTFE, LEVER OPERATED FULL BORE, 3-PC DESIGN, FNPT END, DESIGN TO API 6D	3
	1"	1500#	FLOATING BALL VALVE, 1500#, F316L BODY, TRIM F316, SEAT RPTFE, LEVER OPERATED FULL BORE, 3-PC DESIGN, FNPT END, DESIGN TO API 6D	8
19.4	1/2"	1500#	FLOATING BALL VALVE, 1500#, F316L BODY, TRIM F316, SEAT MOLON, LEVER OPERATED FULL BORE, 3-PC DESIGN, FNPT END, DESIGN TO API 6D	77
	3/4"	1500#	FLOATING BALL VALVE, 1500#, F316L BODY, TRIM F316, SEAT RPTFE, LEVER OPERATED FULL BORE, 3-PC DESIGN, FNPT END, DESIGN TO API 6D	130
	1"	1500#	FLOATING BALL VALVE, 1500#, F316L BODY, TRIM F316, SEAT MOLON, LEVER OPERATED FULL BORE, 3-PC DESIGN, FNPT END, DESIGN TO API 6D	69
	1 1/2"	1500#	FLOATING BALL VALVE, 1500#, F316L BODY, TRIM F316, SEAT MOLON, LEVER OPERATED FULL BORE, 3-PC DESIGN, FNPT END, DESIGN TO API 6D	30
	2"	1500#	FLOATING BALL VALVE, 1500#, F316L BODY, TRIM F316, SEAT MOLON, LEVER OPERATED FULL BORE, 3-PC DESIGN, FNPT END, DESIGN TO API 6D	30
19.5	1/2"	1500#	FLOATING BALL VALVE, 1500#, F316L BODY, TRIM F316L, SEAT RPTFE, LEVER OPERATED FULL BORE, 3-PC DESIGN, SW END, DESIGN TO API 6D	24



VALVULAS FEVISA, S.A.U.


Calle de La Siderurgia, Parcela 4 -1, Apartado 29
Ciudad Industrial "Valnalon".

33930 - La Felguera - (Asturias) - SPAIN

Teléfono: +34 985 690 579 - Fax: +34 985 698 504

www.valvulasfevisa.com

19.6	1/2"	800#	FLOATING BALL VALVE, F316L BODY, TRIM F316, SEATCPTFE, LEVER OPERATED FULL BORE, 3-PC DESIGN, FNPT END, DESIGN TO API 6D	8
	3/4"	800#	FLOATING BALL VALVE, F316L BODY, TRIM F316, SEATCPTFE, LEVER OPERATED FULL BORE, 3-PC DESIGN, FNPT END, DESIGN TO API 6D	392
	1"	800#	FLOATING BALL VALVE, F316 BODY, TRIM F316, SEATPTFE, LEVER OPERATED FULL BORE, 3-PC DESIGN, FNPT END, DESIGN TO API 6D	67
	1 1/4"	800#	FLOATING BALL VALVE, F316 BODY, TRIM F316, SEATPTFE, LEVER OPERATED FULL BORE, 3-PC DESIGN, FNPT END, DESIGN TO API 6D	15
	1 1/2"	800#	FLOATING BALL VALVE, F316 BODY, TRIM F316, SEATPTFE, LEVER OPERATED FULL BORE, 3-PC DESIGN, FNPT END, DESIGN TO API 6D	74
	2"	800#	FLOATING BALL VALVE, F316L BODY, TRIM F316, SEATCPTFE, LEVER OPERATED FULL BORE, 3-PC DESIGN, FNPT END, DESIGN TO API 6D	13
19.7	1/2"	800#	FLOATING BALL VALVE, F316L BODY, TRIM F316, SEATCPTFE, LEVER OPERATED FULL BORE, 3-PC DESIGN, SW END, DESIGN TO API 6D	2
	3/4"	800#	FLOATING BALL VALVE, F316L BODY, TRIM F316, SEATCPTFE, LEVER OPERATED FULL BORE, 3-PC DESIGN, SW END, DESIGN TO API 6D	1
	1"	800#	FLOATING BALL VALVE, F316L BODY, TRIM F316, SEATCPTFE, LEVER OPERATED FULL BORE, 3-PC DESIGN, SW END, DESIGN TO API 6D	2
19.8	1/2"	800#	FLOATING BALL VALVE, C61900 BODY, BALL C61900, STEM F304, SEAT PTFE, LEVER OPERATED FULL BORE, 3-PC DESIGN, FNPT END, DESIGN TO API 6D	259
	3/4"	800#	FLOATING BALL VALVE, C61900 BODY, BALL C61900, STEM F304, SEAT PTFE, LEVER OPERATED FULL BORE, 3-PC DESIGN, FNPT END, DESIGN TO API 6D	30
	1"	800#	FLOATING BALL VALVE, C61900 BODY, BALL C61900, STEM F304, SEAT PTFE, LEVER OPERATED FULL BORE, 3-PC DESIGN, FNPT END, DESIGN TO API 6D	40
	2"	800#	FLOATING BALL VALVE, C61900 BODY, BALL C61900, STEM F304, SEAT PTFE, LEVER OPERATED FULL BORE, 3-PC DESIGN, FNPT END, DESIGN TO API 6D	5
19.9	1/4"	800#	FLOATING BALL VALVE, SS316 BODY, TRIM F316, SEAT PTFE, LEVER OPERATED REDUCED BORE, 3-PC DESIGN FNPT END, DESIGN TO API 6D	20
	1/2"	800#	FLOATING BALL VALVE, SS316 BODY, TRIM F316, SEAT PTFE, LEVER OPERATED REDUCED BORE, 3-PC DESIGN FNPT END, DESIGN TO API 6D	1
	3/4"	800#	FLOATING BALL VALVE, SS316 BODY, TRIM F316, SEAT PTFE, LEVER OPERATED REDUCED BORE, 3-PC DESIGN FNPT END, DESIGN TO API 6D	33
	1"	800#	FLOATING BALL VALVE, SS316 BODY, TRIM F316, SEAT PTFE, LEVER OPERATED REDUCED BORE, 3-PC DESIGN FNPT END, DESIGN TO API 6D	4
	1 1/4"	800#	FLOATING BALL VALVE, SS316 BODY, TRIM F316, SEAT PTFE, LEVER OPERATED REDUCED BORE, 3-PC DESIGN FNPT END, DESIGN TO API 6D	20
	1 1/2"	800#	FLOATING BALL VALVE, SS316 BODY, TRIM F316, SEAT PTFE, LEVER OPERATED REDUCED BORE, 3-PC DESIGN FNPT END, DESIGN TO API 6D	146
	2"	800#	FLOATING BALL VALVE, SS316 BODY, TRIM F316, SEAT PTFE, LEVER OPERATED REDUCED BORE, 3-PC DESIGN FNPT END, DESIGN TO API 6D	91
1000 PSI BALL VALVES - SS316/SS316/PTFE - FNPT ENDS				
19.11	1/4"	1000 PSI	BALL VALVE, A182 F316 BODY, SS316 TRIM, PTFE SEAT, FLOATING, FULL BORE, LEVER OPERATED, FNPT ENDS	24
	3/8"	1000 PSI	BALL VALVE, A182 F316 BODY, SS316 TRIM, PTFE SEAT, FLOATING, FULL BORE, LEVER OPERATED, FNPT ENDS	41



VALVULAS FEVISA, S.A.U.


Calle de La Siderurgia, Parcela 4 -1, Apartado 29
Ciudad Industrial "Valnalón".

33930 - La Felguera - (Asturias) - SPAIN

Teléfono: +34 985 690 579 - Fax: +34 985 698 504

www.valvulasfevisa.com

	1/2"	1000 PSI	BALL VALVE, A182 F316 BODY, SS316 TRIM, PTFE SEAT, FLOATING, FULL BORE, LEVER OPERATED, FNPT ENDS	30
	3/4"	1000 PSI	BALL VALVE, A182 F316 BODY, SS316 TRIM, PTFE SEAT, FLOATING, FULL BORE, LEVER OPERATED, FNPT ENDS	31
	1"	1000 PSI	BALL VALVE, A182 F316 BODY, SS316 TRIM, PTFE SEAT, FLOATING, FULL BORE, LEVER OPERATED, FNPT ENDS	57
	1 1/4"	1000 PSI	BALL VALVE, A182 F316 BODY, SS316 TRIM, PTFE SEAT, FLOATING, FULL BORE, LEVER OPERATED, FNPT ENDS	12
	1 1/2"	1000 PSI	BALL VALVE, A182 F316 BODY, SS316 TRIM, PTFE SEAT, FLOATING, FULL BORE, LEVER OPERATED, FNPT ENDS	40
	2"	1000 PSI	BALL VALVE, A182 F316 BODY, SS316 TRIM, PTFE SEAT, FLOATING, FULL BORE, LEVER OPERATED, FNPT ENDS	38
	1/2"	1000 PSI	BALL VALVE, A351 CF8M BODY, SS316 TRIM, PTFE SEAT, FLOATING, FULL BORE, LEVER OPERATED, FNPT ENDS	356
	3/4"	1000 PSI	BALL VALVE, A351 CF8M BODY, SS316 TRIM, PTFE SEAT, FLOATING, FULL BORE, LEVER OPERATED, FNPT ENDS	196
	1"	1000 PSI	BALL VALVE, A351 CF8M BODY, SS316 TRIM, PTFE SEAT, FLOATING, FULL BORE, LEVER OPERATED, FNPT ENDS	179
	1 1/4"	1000 PSI	BALL VALVE, A351 CF8M BODY, SS316 TRIM, PTFE SEAT, FLOATING, FULL BORE, LEVER OPERATED, FNPT ENDS	44
	1 1/2"	1000 PSI	BALL VALVE, A351 CF8M BODY, SS316 TRIM, PTFE SEAT, FLOATING, FULL BORE, LEVER OPERATED, FNPT ENDS	38
	2"	1000 PSI	BALL VALVE, A351 CF8M BODY, SS316 TRIM, PTFE SEAT, FLOATING, FULL BORE, LEVER OPERATED, FNPT ENDS	261
20	FORGED STEEL CS GATE VALVES - FNPT AND SW END CONNECTION			
20.1	1/2"	1500#	GATE VALVE, A105 BODY, TRIM 8(13% CR+HFS), BB, OS&Y, HAND WHEEL OPERATED, FNPT END, DESIGN TO API602	1333
	3/4"	1500#	GATE VALVE, A105 BODY, TRIM 8(13% CR+HFS), BB, OS&Y, HAND WHEEL OPERATED, FNPT END, DESIGN TO API602	627
	1"	1500#	GATE VALVE, A105 BODY, TRIM 8(13% CR+HFS), BB, OS&Y, HAND WHEEL OPERATED, FNPT END, DESIGN TO API602	45
	1 1/2"	1500#	GATE VALVE, A105 BODY, TRIM 8(13% CR+HFS), BB, OS&Y, HAND WHEEL OPERATED, FNPT END, DESIGN TO API602	79
	2"	1500#	GATE VALVE, A105 BODY, TRIM 8(13% CR+HFS), BB, OS&Y, HAND WHEEL OPERATED, FNPT END, DESIGN TO API602	19
20.2	1/2"	800#	GATE VALVE, A105 BODY, TRIM 8(13% CR+HFS), BB, OS&Y, HAND WHEEL OPERATED, FNPT END, DESIGN TO API602	1086
	3/4"	800#	GATE VALVE, A105 BODY, TRIM 8(13% CR+HFS), BB, OS&Y, HAND WHEEL OPERATED, FNPT END, DESIGN TO API602	1909
	1"	800#	GATE VALVE, A105 BODY, TRIM 8(13% CR+HFS), BB, OS&Y, HAND WHEEL OPERATED, FNPT END, DESIGN TO API602	991
	1 1/2"	800#	GATE VALVE, A105 BODY, TRIM 8(13% CR+HFS), BB, OS&Y, HAND WHEEL OPERATED, FNPT END, DESIGN TO API602	638



VALVULAS FEVISA, S.A.U.


Calle de La Siderurgia, Parcela 4 -1, Apartado 29
Ciudad Industrial "Valnalon".

33930 - La Felguera - (Asturias) - SPAIN

Teléfono: +34 985 690 579 - Fax: +34 985 698 504

www.valvulasfevisa.com

	2"	800#	GATE VALVE, A105 BODY, TRIM 8(13% CR+HFS), BB, OS&Y, HAND WHEEL OPERATED, FNPT END, DESIGN TO API602	2438
20.3	1/2"	800#	GATE VALVE, A105 BODY, TRIM 8(13% CR+HFS), BB, OS&Y, HAND WHEEL OPERATED, SW END, DESIGN TO API602	1259
	3/4"	800#	GATE VALVE, A105 BODY, TRIM 8(13% CR+HFS), BB, OS&Y, HAND WHEEL OPERATED, SW END, DESIGN TO API602	482
	1"	800#	GATE VALVE, A105 BODY, TRIM 8(13% CR+HFS), BB, OS&Y, HAND WHEEL OPERATED, SW END, DESIGN TO API602	650
	1 1/2"	800#	GATE VALVE, A105 BODY, TRIM 8(13% CR+HFS), BB, OS&Y, HAND WHEEL OPERATED, SW END, DESIGN TO API602	402
	2"	800#	GATE VALVE, A105 BODY, TRIM 8(13% CR+HFS), BB, OS&Y, HAND WHEEL OPERATED, SW END, DESIGN TO API602	365
800#-FORGED GATE VALVES LF2/SS316/NPT				
20.4	1/2"	800#	GATE VALVE, LF2 BODY, SS316 TRIM, SOLID WEDGE, BB, OS&Y, RISING STEM, STANDARD BORE, HANDWHEEL OPERATED, FNPT ENDS, DESIGN API 602	6
	3/4"	800#	GATE VALVE, LF2 BODY, SS316 TRIM, SOLID WEDGE, BB, OS&Y, RISING STEM, STANDARD BORE, HANDWHEEL OPERATED, FNPT ENDS, DESIGN API 602	0
	1"	800#	GATE VALVE, LF2 BODY, SS316 TRIM, SOLID WEDGE, BB, OS&Y, RISING STEM, STANDARD BORE, HANDWHEEL OPERATED, FNPT ENDS, DESIGN API 602	6
	1 1/2"	800#	GATE VALVE, LF2 BODY, SS316 TRIM, SOLID WEDGE, BB, OS&Y, RISING STEM, STANDARD BORE, HANDWHEEL OPERATED, FNPT ENDS, DESIGN API 602	10
	2"	800#	GATE VALVE, LF2 BODY, SS316 TRIM, SOLID WEDGE, BB, OS&Y, RISING STEM, STANDARD BORE, HANDWHEEL OPERATED, FNPT ENDS, DESIGN API 602	3
800#-FORGED GATE VALVES F11/TRIM 5/NPT				
20.5	1/2"	800#	GATE VALVE, F11 BODY, TRIM-5, SOLID WEDGE, BB, OS&Y, RISING STEM, STANDARD BORE, HANDWHEEL OPERATED, FNPT ENDS, DESIGN API 602	10
	3/4"	800#	GATE VALVE, F11 BODY, TRIM-5, SOLID WEDGE, BB, OS&Y, RISING STEM, STANDARD BORE, HANDWHEEL OPERATED, FNPT ENDS, DESIGN API 602	10
	1"	800#	GATE VALVE, F11 BODY, TRIM-5, SOLID WEDGE, BB, OS&Y, RISING STEM, STANDARD BORE, HANDWHEEL OPERATED, FNPT ENDS, DESIGN API 602	10
	1 1/2"	800#	GATE VALVE, F11 BODY, TRIM-5, SOLID WEDGE, BB, OS&Y, RISING STEM, STANDARD BORE, HANDWHEEL OPERATED, FNPT ENDS, DESIGN API 602	10
	2"	800#	GATE VALVE, F11 BODY, TRIM-5, SOLID WEDGE, BB, OS&Y, RISING STEM, STANDARD BORE, HANDWHEEL OPERATED, FNPT ENDS, DESIGN API 602	10
800#-FORGED GATE VALVES F22/TRIM 5/NPT				
20.6	1/2"	800#	GATE VALVE, F22 BODY, TRIM-5, SOLID WEDGE, BB, OS&Y, RISING STEM, STANDARD BORE, HANDWHEEL OPERATED, FNPT ENDS, DESIGN API 602	10
	3/4"	800#	GATE VALVE, F22 BODY, TRIM-5, SOLID WEDGE, BB, OS&Y, RISING STEM, STANDARD BORE, HANDWHEEL OPERATED, FNPT ENDS, DESIGN API 602	10
	1"	800#	GATE VALVE, F22 BODY, TRIM-5, SOLID WEDGE, BB, OS&Y, RISING STEM, STANDARD BORE, HANDWHEEL OPERATED, FNPT ENDS, DESIGN API 602	10
	1 1/2"	800#	GATE VALVE, F22 BODY, TRIM-5, SOLID WEDGE, BB, OS&Y, RISING STEM, STANDARD BORE, HANDWHEEL OPERATED, FNPT ENDS, DESIGN API 602	10



VALVULAS FEVISA, S.A.U.


Calle de La Siderurgia, Parcela 4 -1, Apartado 29
Ciudad Industrial "Valnalón".

33930 - La Felguera - (Asturias) - SPAIN

Teléfono: +34 985 690 579 - Fax: +34 985 698 504

www.valvulasfevisa.com

	2"	800#	GATE VALVE, F22 BODY, TRIM-5, SOLID WEDGE, BB, OS&Y, RISING STEM, STANDARD BORE, HANDWHEEL OPERATED, FNPT ENDS, DESIGN API 602	10
21	FORGED STEEL GATE VALVES SS- FNPT AND SW END CONNECTION			
21.1	1/2"	800#	GATE VALVE, F316 BODY, TRIM #10, BB, OS&Y, HAND WHEEL OPERATED, FNPT END, DESIGN TO API602	6
	3/4"	800#	GATE VALVE, F316 BODY, TRIM #10, BB, OS&Y, HAND WHEEL OPERATED, FNPT END, DESIGN TO API602	
	1"	800#	GATE VALVE, F316L BODY, TRIM #10, BB, OS&Y, HAND WHEEL OPERATED, FNPT END, DESIGN TO API602	13
	1 1/2"	800#	GATE VALVE, F316 BODY, TRIM #10, BB, OS&Y, HAND WHEEL OPERATED, FNPT END, DESIGN TO API602	19
	2"	800#	GATE VALVE, F316 BODY, TRIM #10, BB, OS&Y, HAND WHEEL OPERATED, FNPT END, DESIGN TO API602	29
21.2	1/2"	800#	GATE VALVE, F316L BODY, TRIM SS316, BB, OS&Y, HAND WHEEL OPERATED, FNPT END, DESIGN TO API602	5
	3/4"	800#	GATE VALVE, F316L BODY, TRIM SS316, BB, OS&Y, HAND WHEEL OPERATED, FNPT END, DESIGN TO API602	78
	1"	800#	GATE VALVE, F316L BODY, TRIM SS316, BB, OS&Y, HAND WHEEL OPERATED, FNPT END, DESIGN TO API602	7
	1 1/2"	800#	GATE VALVE, F316L BODY, TRIM SS316, BB, OS&Y, HAND WHEEL OPERATED, FNPT END, DESIGN TO API602	75
	2"	800#	GATE VALVE, F316L BODY, TRIM SS316, BB, OS&Y, HAND WHEEL OPERATED, FNPT END, DESIGN TO API602	57
21.3	3/4"	800#	GATE VALVE, F316L BODY, TRIM SS316, BB, OS&Y, HAND WHEEL OPERATED, SW END, DESIGN TO API602	0
21.4	1 1/2"	800#	GATE VALVE, F316 BODY, TRIM SS316, BB, OS&Y, HAND WHEEL OPERATED, SW END, DESIGN TO API602	30
	2"	800#	GATE VALVE, F316 BODY, TRIM SS316, BB, OS&Y, HAND WHEEL OPERATED, SW END, DESIGN TO API602	7
22	FORGED STEEL GLOBE VALVES CS - FNPT AND SW END CONNECTION			
22.1	1/2"	1500#	GLOBE VALVE, A105 BODY, TRIM 8(13% CR+HFS), BB, OS&Y, HAND WHEEL OPERATED, FNPT END, DESIGN TO API602	125
	3/4"	1500#	GLOBE VALVE, A105 BODY, TRIM 8(13% CR+HFS), BB, OS&Y, HAND WHEEL OPERATED, FNPT END, DESIGN TO API602	67
	1"	1500#	GLOBE VALVE, A105 BODY, TRIM 8(13% CR+HFS), BB, OS&Y, HAND WHEEL OPERATED, FNPT END, DESIGN TO API602	0
	1 1/2"	1500#	GLOBE VALVE, A105 BODY, TRIM 8(13% CR+HFS), BB, OS&Y, HAND WHEEL OPERATED, FNPT END, DESIGN TO API602	52
	2"	1500#	GLOBE VALVE, A105 BODY, TRIM 8(13% CR+HFS), BB, OS&Y, HAND WHEEL OPERATED, FNPT END, DESIGN TO API602	69
22.2	1/2"	800#	GLOBE VALVE, A105 BODY, TRIM 8(13% CR+HFS), BB, OS&Y, HAND WHEEL OPERATED, FNPT END, DESIGN TO API602	384
	3/4"	800#	GLOBE VALVE, A105 BODY, TRIM 8(13% CR+HFS), BB, OS&Y, HAND WHEEL OPERATED, FNPT END, DESIGN TO API602	188



VALVULAS FEVISA, S.A.U.


Calle de La Siderurgia, Parcela 4 -1, Apartado 29
Ciudad Industrial "Valnalon".

33930 - La Felguera - (Asturias) - SPAIN

Teléfono: +34 985 690 579 - Fax: +34 985 698 504

www.valvulasfevisa.com

	1"	800#	GLOBE VALVE, A105 BODY, TRIM 8(13% CR+HFS), BB, OS&Y, HAND WHEEL OPERATED, FNPT END, DESIGN TO API602	0
	1 1/2"	800#	GLOBE VALVE, A105 BODY, TRIM 8(13% CR+HFS), BB, OS&Y, HAND WHEEL OPERATED, FNPT END, DESIGN TO API602	0
	2"	800#	GLOBE VALVE, A105 BODY, TRIM 8(13% CR+HFS), BB, OS&Y, HAND WHEEL OPERATED, FNPT END, DESIGN TO API602	95
22.3	1/2"	800#	GLOBE VALVE, A105 BODY, TRIM 8(13% CR+HFS), BB, OS&Y, HAND WHEEL OPERATED, SW END, DESIGN TO API602	0
	3/4"	800#	GLOBE VALVE, A105 BODY, TRIM 8(13% CR+HFS), BB, OS&Y, HAND WHEEL OPERATED, SW END, DESIGN TO API602	14
	1"	800#	GLOBE VALVE, A105 BODY, TRIM 8(13% CR+HFS), BB, OS&Y, HAND WHEEL OPERATED, SW END, DESIGN TO API602	0
	1 1/2"	800#	GLOBE VALVE, A105 BODY, TRIM 8(13% CR+HFS), BB, OS&Y, HAND WHEEL OPERATED, SW END, DESIGN TO API602	0
	2"	800#	GLOBE VALVE, A105 BODY, TRIM 8(13% CR+HFS), BB, OS&Y, HAND WHEEL OPERATED, SW END, DESIGN TO API602	0
22.4	1"	800#	GLOBE VALVE, A105 BODY, TRIM SS316(#12), BB, OS&Y, HAND WHEEL OPERATED, SW END, DESIGN TO API602	9
800#-FORGED GLOBE VALVES LF2/SS316/NPT				
22.5	1/2"	800#	GLOBE VALVE, LF2 BODY, SS316 TRIM, PLUG TYPE DISC, BB, OS&Y, RISING STEM, STANDARD BORE, HANDWHEEL OPERATED, FNPT ENDS, DESIGN API 602	10
	3/4"	800#	GLOBE VALVE, LF2 BODY, SS316 TRIM, PLUG TYPE DISC, BB, OS&Y, RISING STEM, STANDARD BORE, HANDWHEEL OPERATED, FNPT ENDS, DESIGN API 602	9
	1"	800#	GLOBE VALVE, LF2 BODY, SS316 TRIM, PLUG TYPE DISC, BB, OS&Y, RISING STEM, STANDARD BORE, HANDWHEEL OPERATED, FNPT ENDS, DESIGN API 602	4
	1 1/2"	800#	GLOBE VALVE, LF2 BODY, SS316 TRIM, PLUG TYPE DISC, BB, OS&Y, RISING STEM, STANDARD BORE, HANDWHEEL OPERATED, FNPT ENDS, DESIGN API 602	9
	2"	800#	GLOBE VALVE, LF2 BODY, SS316 TRIM, PLUG TYPE DISC, BB, OS&Y, RISING STEM, STANDARD BORE, HANDWHEEL OPERATED, FNPT ENDS, DESIGN API 602	9
800#-FORGED GLOBE VALVES F11/TRIM 5/NPT				
22.6	1/2"	800#	GLOBE VALVE, F11 BODY, TRIM-5, PLUG TYPE DISC, BB, OS&Y, RISING STEM, STANDARD BORE, HANDWHEEL OPERATED, FNPT ENDS, DESIGN API 602	10
	3/4"	800#	GLOBE VALVE, F11 BODY, TRIM-5, PLUG TYPE DISC, BB, OS&Y, RISING STEM, STANDARD BORE, HANDWHEEL OPERATED, FNPT ENDS, DESIGN API 602	10
	1"	800#	GLOBE VALVE, F11 BODY, TRIM-5, PLUG TYPE DISC, BB, OS&Y, RISING STEM, STANDARD BORE, HANDWHEEL OPERATED, FNPT ENDS, DESIGN API 602	10
	1 1/2"	800#	GLOBE VALVE, F11 BODY, TRIM-5, PLUG TYPE DISC, BB, OS&Y, RISING STEM, STANDARD BORE, HANDWHEEL OPERATED, FNPT ENDS, DESIGN API 602	10
	2"	800#	GLOBE VALVE, F11 BODY, TRIM-5, PLUG TYPE DISC, BB, OS&Y, RISING STEM, STANDARD BORE, HANDWHEEL OPERATED, FNPT ENDS, DESIGN API 602	10
	3/4"	800#	GLOBE VALVE, F11 BODY, TRIM-5, PLUG TYPE DISC, BB, OS&Y, RISING STEM, STANDARD BORE, HANDWHEEL OPERATED, SW ENDS, DESIGN API 602	45
800#-FORGED GLOBE VALVES F22/TRIM 5/NPT				



VALVULAS FEVISA, S.A.U.


Calle de La Siderurgia, Parcela 4 -1, Apartado 29
Ciudad Industrial "Valnalón".

33930 - La Felguera - (Asturias) - SPAIN

Teléfono: +34 985 690 579 - Fax: +34 985 698 504

www.valvulasfevisa.com

22.7	1/2"	800#	GLOBE VALVE, F22 BODY, TRIM-5, PLUG TYPE DISC, BB, OS&Y, RISING STEM, STANDARD BORE, HANDWHEEL OPERATED, FNPT ENDS, DESIGN API 602	10
	3/4"	800#	GLOBE VALVE, F22 BODY, TRIM-5, PLUG TYPE DISC, BB, OS&Y, RISING STEM, STANDARD BORE, HANDWHEEL OPERATED, FNPT ENDS, DESIGN API 602	10
	1"	800#	GLOBE VALVE, F22 BODY, TRIM-5, PLUG TYPE DISC, BB, OS&Y, RISING STEM, STANDARD BORE, HANDWHEEL OPERATED, FNPT ENDS, DESIGN API 602	10
	1 1/2"	800#	GLOBE VALVE, F22 BODY, TRIM-5, PLUG TYPE DISC, BB, OS&Y, RISING STEM, STANDARD BORE, HANDWHEEL OPERATED, FNPT ENDS, DESIGN API 602	10
	2"	800#	GLOBE VALVE, F22 BODY, TRIM-5, PLUG TYPE DISC, BB, OS&Y, RISING STEM, STANDARD BORE, HANDWHEEL OPERATED, FNPT ENDS, DESIGN API 602	10
	3/4"	800#	GLOBE VALVE, F22 BODY, TRIM-5, PLUG TYPE DISC, BB, OS&Y, RISING STEM, STANDARD BORE, HANDWHEEL OPERATED, SW ENDS, DESIGN API 602	20
23	FORGED STEEL GLOBE VALVES SS - FNPT AND SW END CONNECTION			
23.1	1/2"	800#	GLOBE VALVE, F316L BODY, TRIM SS316, BB, OS&Y, HAND WHEEL OPERATED, FNPT END, DESIGN TO API602	59
	3/4"	800#	GLOBE VALVE, F316L BODY, TRIM SS316, BB, OS&Y, HAND WHEEL OPERATED, FNPT END, DESIGN TO API602	40
	1"	800#	GLOBE VALVE, F316L BODY, TRIM SS316, BB, OS&Y, HAND WHEEL OPERATED, FNPT END, DESIGN TO API602	22
	1 1/2"	800#	GLOBE VALVE, F316L BODY, TRIM SS316, BB, OS&Y, HAND WHEEL OPERATED, FNPT END, DESIGN TO API602	28
	2"	800#	GLOBE VALVE, F316L BODY, TRIM SS316, BB, OS&Y, HAND WHEEL OPERATED, FNPT END, DESIGN TO API602	49
23.2	1/2"	800#	GLOBE VALVE, F316L BODY, TRIM SS316, BB, OS&Y, HAND WHEEL OPERATED, SW END, DESIGN TO API602	0
	3/4"	800#	GLOBE VALVE, F316L BODY, TRIM SS316, BB, OS&Y, HAND WHEEL OPERATED, SW END, DESIGN TO API602	32
	1"	800#	GLOBE VALVE, F316L BODY, TRIM SS316, BB, OS&Y, HAND WHEEL OPERATED, SW END, DESIGN TO API602	0
	2"	800#	GLOBE VALVE, F316L BODY, TRIM SS316, BB, OS&Y, HAND WHEEL OPERATED, SW END, DESIGN TO API602	34
24	FORGED STEEL CHECK VALVES CS - FNPT AND SW END CONNECTION			
24.1	1/2"	1500#	PISTON CHECK VALVE, A105 BODY, TRIM 8(13% CR+HFS), BOLTED COVER, FNPT END, DESIGN TO API602	110
	3/4"	1500#	PISTON CHECK VALVE, A105 BODY, TRIM 8(13% CR+HFS), BOLTED COVER, FNPT END, DESIGN TO API602	98
	1"	1500#	PISTON CHECK VALVE, A105 BODY, TRIM 8(13% CR+HFS), BOLTED COVER, FNPT END, DESIGN TO API602	100
	1 1/2"	1500#	PISTON CHECK VALVE, A105 BODY, TRIM 8(13% CR+HFS), BOLTED COVER, FNPT END, DESIGN TO API602	8
	2"	1500#	PISTON CHECK VALVE, A105 BODY, TRIM 8(13% CR+HFS), BOLTED COVER, FNPT END, DESIGN TO API602	8
24.2	1/2"	800#	PISTON CHECK VALVE, A105 BODY, TRIM 8(13% CR+HFS), BOLTED COVER, FNPT END, DESIGN TO API602	35



VALVULAS FEVISA, S.A.U.


Calle de La Siderurgia, Parcela 4 -1, Apartado 29
Ciudad Industrial "Valnalón".

33930 - La Felguera - (Asturias) - SPAIN

Teléfono: +34 985 690 579 - Fax: +34 985 698 504

www.valvulasfevisa.com

	3/4"	800#	PISTON CHECK VALVE, A105 BODY, TRIM 8(13% CR+HFS), BOLTED COVER, FNPT END, DESIGN TO API602	90
	1"	800#	PISTON CHECK VALVE, A105 BODY, TRIM 8(13% CR+HFS), BOLTED COVER, FNPT END, DESIGN TO API602	97
	1 1/2"	800#	PISTON CHECK VALVE, A105 BODY, TRIM 8(13% CR+HFS), BOLTED COVER, FNPT END, DESIGN TO API602	109
	2"	800#	PISTON CHECK VALVE, A105 BODY, TRIM 8(13% CR+HFS), BOLTED COVER, FNPT END, DESIGN TO API602	56
24.3	1/2"	800#	PISTON CHECK VALVE, A105 BODY, TRIM 8(13% CR+HFS), BOLTED COVER, SW END, DESIGN TO API602	50
	3/4"	800#	PISTON CHECK VALVE, A105 BODY, TRIM 8(13% CR+HFS), BOLTED COVER, SW END, DESIGN TO API602	91
	1"	800#	PISTON CHECK VALVE, A105 BODY, TRIM 8(13% CR+HFS), BOLTED COVER, SW END, DESIGN TO API602	13
	1 1/2"	800#	PISTON CHECK VALVE, A105 BODY, TRIM 8(13% CR+HFS), BOLTED COVER, SW END, DESIGN TO API602	32
	2"	800#	PISTON CHECK VALVE, A105 BODY, TRIM 8(13% CR+HFS), BOLTED COVER, SW END, DESIGN TO API602	10
800#-FORGED CHECK VALVES LF2/SS316/NPT				
24.4	1/2"	800#	CHECK VALVE, LF2 BODY, SS316 TRIM, PISTON TYPE DISC, BOLTED COVERS, STANDARD BORE, FNPT ENDS, DESIGN API 602	10
	3/4"	800#	CHECK VALVE, LF2 BODY, SS316 TRIM, PISTON TYPE DISC, BOLTED COVERS, STANDARD BORE, FNPT ENDS, DESIGN API 602	9
	1"	800#	CHECK VALVE, LF2 BODY, SS316 TRIM, PISTON TYPE DISC, BOLTED COVERS, STANDARD BORE, FNPT ENDS, DESIGN API 602	10
	1 1/2"	800#	CHECK VALVE, LF2 BODY, SS316 TRIM, PISTON TYPE DISC, BOLTED COVERS, STANDARD BORE, FNPT ENDS, DESIGN API 602	10
	2"	800#	CHECK VALVE, LF2 BODY, SS316 TRIM, PISTON TYPE DISC, BOLTED COVERS, STANDARD BORE, FNPT ENDS, DESIGN API 602	3
800#-FORGED CHECK VALVES F11/TRIM 5/NPT				
24.5	1/2"	800#	CHECK VALVE, F11 BODY, TRIM-5, PISTON TYPE DISC, BOLTED COVERS, STANDARD BORE, FNPT ENDS, DESIGN API 602	10
	3/4"	800#	CHECK VALVE, F11 BODY, TRIM-5, PISTON TYPE DISC, BOLTED COVERS, STANDARD BORE, FNPT ENDS, DESIGN API 602	10
	1"	800#	CHECK VALVE, F11 BODY, TRIM-5, PISTON TYPE DISC, BOLTED COVERS, STANDARD BORE, FNPT ENDS, DESIGN API 602	10
	1 1/2"	800#	CHECK VALVE, F11 BODY, TRIM-5, PISTON TYPE DISC, BOLTED COVERS, STANDARD BORE, FNPT ENDS, DESIGN API 602	10
	2"	800#	CHECK VALVE, F11 BODY, TRIM-5, PISTON TYPE DISC, BOLTED COVERS, STANDARD BORE, FNPT ENDS, DESIGN API 602	10
800#-FORGED CHECK VALVES F22/TRIM 5/NPT				
24.6	1/2"	800#	CHECK VALVE, F22 BODY, TRIM-5, PISTON TYPE DISC, BOLTED COVERS, STANDARD BORE, FNPT ENDS, DESIGN API 602	10



VALVULAS FEVISA, S.A.U.


Calle de La Siderurgia, Parcela 4 -1, Apartado 29
Ciudad Industrial "Valnalón".

33930 - La Felguera - (Asturias) - SPAIN

Teléfono: +34 985 690 579 - Fax: +34 985 698 504

www.valvulasfevisa.com

	3/4"	800#	CHECK VALVE, F22 BODY, TRIM-5, PISTON TYPE DISC, BOLTED COVERS, STANDARD BORE, FNPT ENDS, DESIGN API 602	10
	1"	800#	CHECK VALVE, F22 BODY, TRIM-5, PISTON TYPE DISC, BOLTED COVERS, STANDARD BORE, FNPT ENDS, DESIGN API 602	10
	1 1/2"	800#	CHECK VALVE, F22 BODY, TRIM-5, PISTON TYPE DISC, BOLTED COVERS, STANDARD BORE, FNPT ENDS, DESIGN API 602	10
	2"	800#	CHECK VALVE, F22 BODY, TRIM-5, PISTON TYPE DISC, BOLTED COVERS, STANDARD BORE, FNPT ENDS, DESIGN API 602	10
25	FORGED STEEL CHECK VALVES SS - FNPT AND SW END CONNECTION			
25.1	1/2"	800#	PISTON CHECK VALVE, F316L BODY, TRIM SS316, BOLTED COVER, FNPT END, DESIGN TO API602	100
	3/4"	800#	PISTON CHECK VALVE, F316L BODY, TRIM SS316, BOLTED COVER, FNPT END, DESIGN TO API602	43
	1"	800#	PISTON CHECK VALVE, F316L BODY, TRIM SS316, BOLTED COVER, FNPT END, DESIGN TO API602	83
	1 1/2"	800#	PISTON CHECK VALVE, F316L BODY, TRIM SS316, BOLTED COVER, FNPT END, DESIGN TO API602	47
	2"	800#	PISTON CHECK VALVE, F316L BODY, TRIM SS316, BOLTED COVER, FNPT END, DESIGN TO API602	54
25.2	1/2"	800#	PISTON CHECK VALVE, F316L BODY, TRIM 12, BOLTED COVER, SW END, DESIGN TO API602	31
26	FORGED GATE VALVES CS- FLANGED END CONNECTION			
26.1	1"	1500#	GATE VALVE, A105 BODY, TRIM 8(13% CR+HFS), BB, OS&Y, HAND WHEEL OPERATED, FLANGED RTJ END, DESIGN TO API602	89
26.2	1/2"	900#	GATE VALVE, A105 BODY, TRIM 8(13% CR+HFS), BB, OS&Y, HAND WHEEL OPERATED, FLANGED RTJ END, DESIGN TO API602	43
	3/4"	900#	GATE VALVE, A105 BODY, TRIM 8(13% CR+HFS), BB, OS&Y, HAND WHEEL OPERATED, FLANGED RTJ END, DESIGN TO API602	45
	1"	900#	GATE VALVE, A105 BODY, TRIM 8(13% CR+HFS), BB, OS&Y, HAND WHEEL OPERATED, FLANGED RTJ END, DESIGN TO API602	93
	1 1/2"	900#	GATE VALVE, A105 BODY, TRIM 8(13% CR+HFS), BB, OS&Y, HAND WHEEL OPERATED, FLANGED RTJ END, DESIGN TO API602	22
	2"	900#	GATE VALVE, A105 BODY, TRIM 8(13% CR+HFS), BB, OS&Y, HAND WHEEL OPERATED, FLANGED RTJ END, DESIGN TO API602	1
26.3	1/2"	600#	GATE VALVE, A105 BODY, TRIM 8(13% CR+HFS), BB, OS&Y, HAND WHEEL OPERATED, FLANGED RF, DESIGN TO API602	66
	3/4"	600#	GATE VALVE, A105 BODY, TRIM 8(13% CR+HFS), BB, OS&Y, HAND WHEEL OPERATED, FLANGED RF, DESIGN TO API602	67
	1"	600#	GATE VALVE, A105 BODY, TRIM 8(13% CR+HFS), BB, OS&Y, HAND WHEEL OPERATED, FLANGED RF, DESIGN TO API602	169
	1 1/2"	600#	GATE VALVE, A105 BODY, TRIM 8(13% CR+HFS), BB, OS&Y, HAND WHEEL OPERATED, FLANGED RF, DESIGN TO API602	85
	2"	600#	GATE VALVE, A105 BODY, TRIM 8(13% CR+HFS), BB, OS&Y, HAND WHEEL OPERATED, FLANGED RF, DESIGN TO API602	0



VALVULAS FEVISA, S.A.U.


Calle de La Siderurgia, Parcela 4 -1, Apartado 29
Ciudad Industrial "Valnalon".

33930 - La Felguera - (Asturias) - SPAIN

Teléfono: +34 985 690 579 - Fax: +34 985 698 504

www.valvulasfevisa.com

26.4	1/2"	300#	GATE VALVE, A105 BODY, TRIM 8(13% CR+HFS), BB, OS&Y, HAND WHEEL OPERATED, FLANGED RF, DESIGN TO API602	200
	3/4"	300#	GATE VALVE, A105 BODY, TRIM 8(13% CR+HFS), BB, OS&Y, HAND WHEEL OPERATED, FLANGED RF, DESIGN TO API602	0
	1"	300#	GATE VALVE, A105 BODY, TRIM 8(13% CR+HFS), BB, OS&Y, HAND WHEEL OPERATED, FLANGED RF, DESIGN TO API602	31
	1 1/2"	300#	GATE VALVE, A105 BODY, TRIM 8(13% CR+HFS), BB, OS&Y, HAND WHEEL OPERATED, FLANGED RF, DESIGN TO API602	32
	2"	300#	GATE VALVE, A105 BODY, TRIM 8(13% CR+HFS), BB, OS&Y, HAND WHEEL OPERATED, FLANGED RF, DESIGN TO API602	0
26.5	1/2"	150#	GATE VALVE, A105 BODY, TRIM 8(13% CR+HFS), BB, OS&Y, HAND WHEEL OPERATED, FLANGED RF, DESIGN TO API602	754
	3/4"	150#	GATE VALVE, A105 BODY, TRIM 8(13% CR+HFS), BB, OS&Y, HAND WHEEL OPERATED, FLANGED RF, DESIGN TO API602	188
	1"	150#	GATE VALVE, A105 BODY, TRIM 8(13% CR+HFS), BB, OS&Y, HAND WHEEL OPERATED, FLANGED RF, DESIGN TO API602	652
	1 1/2"	150#	GATE VALVE, A105 BODY, TRIM 8(13% CR+HFS), BB, OS&Y, HAND WHEEL OPERATED, FLANGED RF, DESIGN TO API602	220
	2"	150#	GATE VALVE, A105 BODY, TRIM 8(13% CR+HFS), BB, OS&Y, HAND WHEEL OPERATED, FLANGED RF, DESIGN TO API602	0
27	FORGED GATE VALVES SS- FLANGED END CONNECTION			
27.1	1/2"	600#	GATE VALVE, F316L BODY, TRIM SS316, BB, OS&Y, HAND WHEEL OPERATED, FLANGED RF, DESIGN TO API602	25
	3/4"	600#	GATE VALVE, F316L BODY, TRIM SS316, BB, OS&Y, HAND WHEEL OPERATED, FLANGED RF, DESIGN TO API602	28
	1"	600#	GATE VALVE, F316L BODY, TRIM SS316, BB, OS&Y, HAND WHEEL OPERATED, FLANGED RF, DESIGN TO API602	28
	1 1/2"	600#	GATE VALVE, F316L BODY, TRIM SS316, BB, OS&Y, HAND WHEEL OPERATED, FLANGED RF, DESIGN TO API602	10
27.2	1/2"	300#	GATE VALVE, F316L BODY, TRIM SS316, BB, OS&Y, HAND WHEEL OPERATED, FLANGED RF, DESIGN TO API602	50
	3/4"	300#	GATE VALVE, F316L BODY, TRIM SS316, BB, OS&Y, HAND WHEEL OPERATED, FLANGED RF, DESIGN TO API602	37
	1"	300#	GATE VALVE, F316L BODY, TRIM SS316, BB, OS&Y, HAND WHEEL OPERATED, FLANGED RF, DESIGN TO API602	48
	1 1/2"	300#	GATE VALVE, F316L BODY, TRIM SS316, BB, OS&Y, HAND WHEEL OPERATED, FLANGED RF, DESIGN TO API602	48
27.3	1/2"	150#	GATE VALVE, F316L BODY, TRIM SS316, BB, OS&Y, HAND WHEEL OPERATED, FLANGED RF, DESIGN TO API602	22
	3/4"	150#	GATE VALVE, F316L BODY, TRIM SS316, BB, OS&Y, HAND WHEEL OPERATED, FLANGED RF, DESIGN TO API602	23
	1"	150#	GATE VALVE, F316L BODY, TRIM SS316, BB, OS&Y, HAND WHEEL OPERATED, FLANGED RF, DESIGN TO API602	46
	1 1/2"	150#	GATE VALVE, F316L BODY, TRIM SS316, BB, OS&Y, HAND WHEEL OPERATED, FLANGED RF, DESIGN TO API602	34



VALVULAS FEVISA, S.A.U.


Calle de La Siderurgia, Parcela 4 -1, Apartado 29
Ciudad Industrial "Valnalón".

33930 - La Felguera - (Asturias) - SPAIN

Teléfono: +34 985 690 579 - Fax: +34 985 698 504

www.valvulasfevisa.com

28	FORGED GLOBE VALVES CS - FLANGED END CONNECTION			
28.1	1/2"	900#	GLOBE VALVE, A105 BODY, TRIM 8(13% CR+HFS), BB, OS&Y, HAND WHEEL OPERATED, FLANGED RTJ END, DESIGN TO API602	6
	3/4"	900#	GLOBE VALVE, A105 BODY, TRIM 8(13% CR+HFS), BB, OS&Y, HAND WHEEL OPERATED, FLANGED RTJ END, DESIGN TO API602	30
	1"	900#	GLOBE VALVE, A105 BODY, TRIM 8(13% CR+HFS), BB, OS&Y, HAND WHEEL OPERATED, FLANGED RTJ END, DESIGN TO API602	18
	1 1/2"	900#	GLOBE VALVE, A105 BODY, TRIM 8(13% CR+HFS), BB, OS&Y, HAND WHEEL OPERATED, FLANGED RTJ END, DESIGN TO API602	5
	2"	900#	GLOBE VALVE, A105 BODY, TRIM 8(13% CR+HFS), BB, OS&Y, HAND WHEEL OPERATED, FLANGED RTJ END, DESIGN TO API602	0
28.2	1/2"	600#	GLOBE VALVE, A105 BODY, TRIM 8(13% CR+HFS), BB, OS&Y, HAND WHEEL OPERATED, FLANGED RF END, DESIGN TO API602	31
	3/4"	600#	GLOBE VALVE, A105 BODY, TRIM 8(13% CR+HFS), BB, OS&Y, HAND WHEEL OPERATED, FLANGED RF END, DESIGN TO API602	46
	1"	600#	GLOBE VALVE, A105 BODY, TRIM 8(13% CR+HFS), BB, OS&Y, HAND WHEEL OPERATED, FLANGED RF END, DESIGN TO API602	0
	1 1/2"	600#	GLOBE VALVE, A105 BODY, TRIM 8(13% CR+HFS), BB, OS&Y, HAND WHEEL OPERATED, FLANGED RF END, DESIGN TO API602	5
	2"	600#	GLOBE VALVE, A105 BODY, TRIM 8(13% CR+HFS), BB, OS&Y, HAND WHEEL OPERATED, FLANGED RF END, DESIGN TO API602	0
28.3	1/2"	300#	GLOBE VALVE, A105 BODY, TRIM 8(13% CR+HFS), BB, OS&Y, HAND WHEEL OPERATED, FLANGED RF END, DESIGN TO API602	97
	3/4"	300#	GLOBE VALVE, A105 BODY, TRIM 8(13% CR+HFS), BB, OS&Y, HAND WHEEL OPERATED, FLANGED RF END, DESIGN TO API602	60
	1"	300#	GLOBE VALVE, A105 BODY, TRIM 8(13% CR+HFS), BB, OS&Y, HAND WHEEL OPERATED, FLANGED RF END, DESIGN TO API602	98
	1 1/2"	300#	GLOBE VALVE, A105 BODY, TRIM 8(13% CR+HFS), BB, OS&Y, HAND WHEEL OPERATED, FLANGED RF END, DESIGN TO API602	60
	2"	300#	GLOBE VALVE, A105 BODY, TRIM 8(13% CR+HFS), BB, OS&Y, HAND WHEEL OPERATED, FLANGED RF END, DESIGN TO API602	3
28.4	1/2"	150#	GLOBE VALVE, A105 BODY, TRIM 8(13% CR+HFS), BB, OS&Y, HAND WHEEL OPERATED, FLANGED RF END, DESIGN TO API602	292
	3/4"	150#	GLOBE VALVE, A105 BODY, TRIM 8(13% CR+HFS), BB, OS&Y, HAND WHEEL OPERATED, FLANGED RF END, DESIGN TO API602	145
	1"	150#	GLOBE VALVE, A105 BODY, TRIM 8(13% CR+HFS), BB, OS&Y, HAND WHEEL OPERATED, FLANGED RF END, DESIGN TO API602	0
	1"	150#	GLOBE VALVE, LF2 BODY, TRIM 8(13% CR+HFS), BB, OS&Y, HAND WHEEL OPERATED, FLANGED RF END, DESIGN TO API602	2
	1 1/2"	150#	GLOBE VALVE, A105 BODY, TRIM 8(13% CR+HFS), BB, OS&Y, HAND WHEEL OPERATED, FLANGED RF END, DESIGN TO API602	42
	2"	150#	GLOBE VALVE, A105 BODY, TRIM 8(13% CR+HFS), BB, OS&Y, HAND WHEEL OPERATED, FLANGED RF END, DESIGN TO API602	0
29	FORGED GLOBE VALVES SS - FLANGED END CONNECTION			



VALVULAS FEVISA, S.A.U.


Calle de La Siderurgia, Parcela 4 -1, Apartado 29
Ciudad Industrial "Valnalón".

33930 - La Felguera - (Asturias) - SPAIN

Teléfono: +34 985 690 579 - Fax: +34 985 698 504

www.valvulasfevisa.com

29.1	1/2"	600#	GLOBE VALVE, F316L BODY, TRIM SS316, BB, OS&Y, HAND WHEEL OPERATED, FLANGED RF END, DESIGN TO API602	24
	3/4"	600#	GLOBE VALVE, F316L BODY, TRIM SS316, BB, OS&Y, HAND WHEEL OPERATED, FLANGED RF END, DESIGN TO API602	17
	1"	600#	GLOBE VALVE, F316L BODY, TRIM SS316, BB, OS&Y, HAND WHEEL OPERATED, FLANGED RF END, DESIGN TO API602	26
	1 1/2"	600#	GLOBE VALVE, F316L BODY, TRIM SS316, BB, OS&Y, HAND WHEEL OPERATED, FLANGED RF END, DESIGN TO API602	10
29.2	1/2"	300#	GLOBE VALVE, F316L BODY, TRIM SS316, BB, OS&Y, HAND WHEEL OPERATED, FLANGED RF END, DESIGN TO API602	14
	3/4"	300#	GLOBE VALVE, F316L BODY, TRIM SS316, BB, OS&Y, HAND WHEEL OPERATED, FLANGED RF END, DESIGN TO API602	15
	1"	300#	GLOBE VALVE, F316L BODY, TRIM SS316, BB, OS&Y, HAND WHEEL OPERATED, FLANGED RF END, DESIGN TO API602	17
	1 1/2"	300#	GLOBE VALVE, F316L BODY, TRIM SS316, BB, OS&Y, HAND WHEEL OPERATED, FLANGED RF END, DESIGN TO API602	9
29.3	1/2"	150#	GLOBE VALVE, F316L BODY, TRIM SS316, BB, OS&Y, HAND WHEEL OPERATED, FLANGED RF END, DESIGN TO API602	20
	3/4"	150#	GLOBE VALVE, F316L BODY, TRIM SS316, BB, OS&Y, HAND WHEEL OPERATED, FLANGED RF END, DESIGN TO API602	0
	1"	150#	GLOBE VALVE, F316L BODY, TRIM SS316, BB, OS&Y, HAND WHEEL OPERATED, FLANGED RF END, DESIGN TO API602	17
	1 1/2"	150#	GLOBE VALVE, F316L BODY, TRIM SS316, BB, OS&Y, HAND WHEEL OPERATED, FLANGED RF END, DESIGN TO API602	23
30	FORGED CHECK VALVES CS- FLANGED END CONNECTION			
30.1	1/2"	900#	PISTON CHECK VALVE, A105 BODY, TRIM 8(13% CR+HFS), BOLTED COVER, FLANGED RTJ, DESIGN TO API602	10
	3/4"	900#	PISTON CHECK VALVE, A105 BODY, TRIM 8(13% CR+HFS), BOLTED COVER, FLANGED RTJ, DESIGN TO API602	15
	1"	900#	PISTON CHECK VALVE, A105 BODY, TRIM 8(13% CR+HFS), BOLTED COVER, FLANGED RTJ, DESIGN TO API602	16
	1 1/2"	900#	PISTON CHECK VALVE, A105 BODY, TRIM 8(13% CR+HFS), BOLTED COVER, FLANGED RTJ, DESIGN TO API602	5
	2"	900#	PISTON CHECK VALVE, A105 BODY, TRIM 8(13% CR+HFS), BOLTED COVER, FLANGED RTJ, DESIGN TO API602	3
30.2	1/2"	600#	PISTON CHECK VALVE, A105 BODY, TRIM 8(13% CR+HFS), BOLTED COVER, FLANGED RF, DESIGN TO API602	36
	3/4"	600#	PISTON CHECK VALVE, A105 BODY, TRIM 8(13% CR+HFS), BOLTED COVER, FLANGED RF, DESIGN TO API602	34
	1"	600#	PISTON CHECK VALVE, A105 BODY, TRIM 8(13% CR+HFS), BOLTED COVER, FLANGED RF, DESIGN TO API602	27
	1 1/2"	600#	PISTON CHECK VALVE, A105 BODY, TRIM 8(13% CR+HFS), BOLTED COVER, FLANGED RF, DESIGN TO API602	21
	2"	600#	PISTON CHECK VALVE, A105 BODY, TRIM 8(13% CR+HFS), BOLTED COVER, FLANGED RF, DESIGN TO API602	5



VALVULAS FEVISA, S.A.U.


Calle de La Siderurgia, Parcela 4 -1, Apartado 29
Ciudad Industrial "Valnalón".

33930 - La Felguera - (Asturias) - SPAIN

Teléfono: +34 985 690 579 - Fax: +34 985 698 504

www.valvulasfevisa.com

30.3	1/2"	300#	PISTON CHECK VALVE, A105 BODY, TRIM 8(13% CR+HFS), BOLTED COVER, FLANGED RF, DESIGN TO API602	25
	3/4"	300#	PISTON CHECK VALVE, A105 BODY, TRIM 8(13% CR+HFS), BOLTED COVER, FLANGED RF, DESIGN TO API602	47
	1"	300#	PISTON CHECK VALVE, A105 BODY, TRIM 8(13% CR+HFS), BOLTED COVER, FLANGED RF, DESIGN TO API602	15
	1 1/2"	300#	PISTON CHECK VALVE, A105 BODY, TRIM 8(13% CR+HFS), BOLTED COVER, FLANGED RF, DESIGN TO API602	26
	2"	300#	PISTON CHECK VALVE, A105 BODY, TRIM 8(13% CR+HFS), BOLTED COVER, FLANGED RF, DESIGN TO API602	0
30.4	1/2"	150#	PISTON CHECK VALVE, A105 BODY, TRIM 8(13% CR+HFS), BOLTED COVER, FLANGED RF, DESIGN TO API602	39
	3/4"	150#	PISTON CHECK VALVE, A105 BODY, TRIM 8(13% CR+HFS), BOLTED COVER, FLANGED RF, DESIGN TO API602	18
	1"	150#	PISTON CHECK VALVE, A105 BODY, TRIM 8(13% CR+HFS), BOLTED COVER, FLANGED RF, DESIGN TO API602	0
	1 1/2"	150#	PISTON CHECK VALVE, A105 BODY, TRIM 8(13% CR+HFS), BOLTED COVER, FLANGED RF, DESIGN TO API602	15
	2"	150#	PISTON CHECK VALVE, A105 BODY, TRIM 8(13% CR+HFS), BOLTED COVER, FLANGED RF, DESIGN TO API602	0
31	FORGED CHECK VALVES SS- FLANGED END CONNECTION			
31.1	1/2"	900#	PISTON CHECK VALVE, F316L BODY, TRIM SS316, BOLTED COVER, FLANGED RF, DESIGN TO API602	16
31.2	1/2"	600#	PISTON CHECK VALVE, F316L BODY, TRIM SS316, BOLTED COVER, FLANGED RF, DESIGN TO API602	7
	3/4"	600#	PISTON CHECK VALVE, F316L BODY, TRIM SS316, BOLTED COVER, FLANGED RF, DESIGN TO API602	28
	1"	600#	PISTON CHECK VALVE, F316L BODY, TRIM SS316, BOLTED COVER, FLANGED RF, DESIGN TO API602	24
	1 1/2"	600#	PISTON CHECK VALVE, F316L BODY, TRIM SS316, BOLTED COVER, FLANGED RF, DESIGN TO API602	26
31.3	1/2"	300#	PISTON CHECK VALVE, F316L BODY, TRIM SS316, BOLTED COVER, FLANGED RF, DESIGN TO API602	29
	3/4"	300#	PISTON CHECK VALVE, F316L BODY, TRIM SS316, BOLTED COVER, FLANGED RF, DESIGN TO API602	35
	1"	300#	PISTON CHECK VALVE, F316L BODY, TRIM SS316, BOLTED COVER, FLANGED RF, DESIGN TO API602	25
	1 1/2"	300#	PISTON CHECK VALVE, F316L BODY, TRIM SS316, BOLTED COVER, FLANGED RF, DESIGN TO API602	23
31.4	1/2"	150#	PISTON CHECK VALVE, F316L BODY, TRIM SS316, BOLTED COVER, FLANGED RF, DESIGN TO API602	18
	3/4"	150#	PISTON CHECK VALVE, F316L BODY, TRIM SS316, BOLTED COVER, FLANGED RF, DESIGN TO API602	44
	1"	150#	PISTON CHECK VALVE, F316L BODY, TRIM SS316, BOLTED COVER, FLANGED RF, DESIGN TO API602	20
	1 1/2"	150#	PISTON CHECK VALVE, F316L BODY, TRIM SS316, BOLTED COVER, FLANGED RF, DESIGN TO API602	27
32	FORGED STEEL Y STRAINER- FNPT END CONNECTION			
32.1	1/2"	800#	Y STRAINER, A105 BODY, TRIM SS304, MESH 40 MICRON, FNPT END, DESIGN TO ASME B16.34	68



VALVULAS FEVISA, S.A.U.

Calle de La Siderurgia, Parcela 4 -1, Apartado 29
Ciudad Industrial "Valnalón".

33930 - La Felguera - (Asturias) - SPAIN

Teléfono: +34 985 690 579 - Fax: +34 985 698 504

www.valvulasfevisa.com

	3/4"	800#	Y STRAINER, A105 BODY, TRIM SS316, MESH 40 MICRON, FNPT END, DESIGN TO ASME B16.34	102
	1"	800#	Y STRAINER, A105 BODY, TRIM SS304, MESH 40 MICRON, FNPT END, DESIGN TO ASME B16.34	46
	1 1/2"	800#	Y STRAINER, A105 BODY, TRIM SS316, MESH 40 MICRON, FNPT END, DESIGN TO ASME B16.34	70
	2"	800#	Y STRAINER, A105 BODY, TRIM SS316, MESH 40 MICRON, FNPT END, DESIGN TO ASME B16.34	74
33	NEEDLE VALVES - F316/F316 - FNPT ENDS			
10000 PSI NEEDLE VALVES - F316/F316 - FNPT ENDS				
33.1	1/4"	10000 PSI	NEEDLE VALVE, F316 BODY AND TRIM, HANDLE OPERATED, FNPT ENDS	185
	1/2"	10000 PSI	NEEDLE VALVE, F316 BODY AND TRIM, HANDLE OPERATED, FNPT ENDS	160
6000 PSI NEEDLE VALVES - FNPT ENDS				
33.2	1/4"	6000 PSI	NEEDLE VALVE, F316 BODY AND TRIM, HANDLE OPERATED, FNPT ENDS	112
	3/8"	6000 PSI	NEEDLE VALVE, F316 BODY AND TRIM, HANDLE OPERATED, FNPT ENDS	196
	1/2"	6000 PSI	NEEDLE VALVE, F316 BODY AND TRIM, HANDLE OPERATED, FNPT ENDS	0
	3/4"	6000 PSI	NEEDLE VALVE, F316 BODY AND TRIM, HANDLE OPERATED, FNPT ENDS	312
	1"	6000 PSI	NEEDLE VALVE, F316 BODY AND TRIM, HANDLE OPERATED, FNPT ENDS	0
	1"	6000 PSI	NEEDLE VALVE, CF8 BODY AND F304 TRIM, HANDLE OPERATED, FNPT ENDS	349